



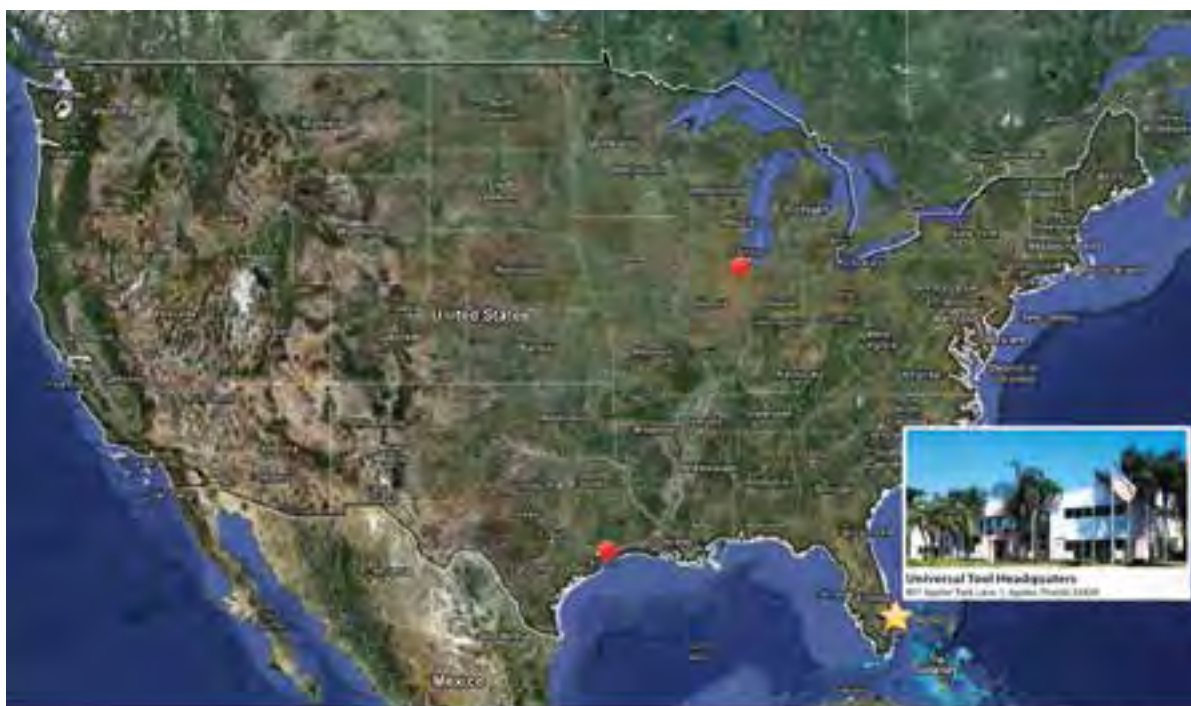
 **Universal Tool**

AIR TOOLS FOR INDUSTRY

Universal Tool now offers a wider selection of air tools for industrial and MRO applications. Our headquarters and 65,000 square foot assembly and distribution facility is located in Jupiter, Florida. The Universal Tool U.S. product offering is manufactured at our sister division factory, in Pennsylvania. Other products carrying the UT nameplate are manufactured at partner factories in Asia, where our concepts of quality and reliability are shared.

The Universal Tool nameplate is a symbol for quality and workmanship with innovative products featuring the latest advances in air tool design.

At Universal Tool, performance proven products and people are something you can trust today and tomorrow.



★ Headquarters ● Distribution Center



TABLE OF CONTENTS

Impact Wrenches.....	4-11
3/8" Impact Wrenches.....	5-6
1/2" Impact Wrenches.....	6-7
3/4" and 1" Pistol Impact Wrenches.....	7-9
1" Straight Impact Wrenches.....	9-10
1-1/2" to 2-1/2" Impact Wrenches.....	10-11
Percussion Tools	12-18
Needle Scalers.....	13
Four Bolt Chipping Hammers.....	14
Bench Rammer and Air Riveting Hammers.....	15
Air Hammers / Scalers.....	15-17
Air Scribes and Engraving Chisels.....	17
Reciprocating Saws and Files.....	18
Abrasive and Finishing Tools	19-32
Pencil Grinders and Nibbler.....	20
Die Grinders / Precision Die Grinders / Router.....	20-24
Cut-off Tools / Angle Grinder.....	25
4" and 4-1/2" Angle Grinders 0.75 to 1.0 HP.....	25-26
4-1/2", 7" and 9", Angle Grinders 1.3 to 2.5 HP.....	26-27
7" and 9" Vertical Grinders 2 and 2.3 HP.....	28
6", 7" and 9" Vertical Grinders 3 and 4 HP.....	28
6" and Cone Wheel Horizontal Grinders 2, 3, and 4 HP.....	29
5" High Speed/Angle/Vertical Sanders and 7" Angle Sanders / Vertical Sander.....	30
Orbital Sanders.....	31
Belt Sanders.....	32
Drills	33-36
1/4" to 1/2" Reversible Drills.....	34
Production Drills.....	35-36
High Torque "D" Handle.....	36
Aircraft Tools.....	37-49
Precision Aircraft Drills and Internal Spline Drive Tools.....	37-39
Precision Aircraft Drills - Angle and Straight.....	40-41
Air Motors and Rivet Shavers.....	42
Precision Aircraft Drilling Attachments.....	43-45
Hi-Lok® Modular Installation Tools.....	46-49
Screwdrivers, Impact Drivers, Hold and Drive Tools and Ratchets.....	50-55
Positive, Adjustable Clutch and Direct Drive Screwdrivers.....	51-53
Screwdrivers / Direct / Auto Shut-Off / Adjustable Clutch.....	51-53
Screwdrivers Auto Shut-Off.....	53
Impact Drivers.....	54
Ratchet Wrenches.....	55
Hold and Drive Fastening Tools and Accessories.....	56
Specialty Tools	57-58
Air-Hydraulic Riveters.....	57
Air Movers and Jet Fan.....	58
Accessories.....	59-68
Hose Reels, Air Hose Assemblies, Air Line Accessories.....	59
Finishing Tool Accessories.....	60
Percussion Tool Accessories.....	61-63
Drill Chucks and Accessories.....	64
Replacement Grinder Guards and Collet Sets.....	65
Air Accessories and Couplers.....	66
In-line Oilers and Accessories.....	67
Mounted Wheels, Cut-off Wheels and Carbide Burr Set.....	68
Service Centers, Safety and Air Tool Tips.....	69-71
Safety and Air Tool Tips.....	69-70
Service Center Listings.....	71

IMPACT WRENCHES



Impact Wrench Mechanisms

Twin Hammer Design

Two hammers strike balanced blows for more torque than other designs. The simple design offers easy low cost maintenance, and good performance on soft and hard joints. The twin hammer design is less sensitive to air pressure, and ideal for use where air supply fluctuations are prevalent.

Two Jaw Clutch

The highest energy per blow for maximum performance and highest torque to weight ratio. Best choice for steel erection and heavy MRO and excellent for both soft and hard joints.

Ball and Cam Clutch

Converts air motor torque into powerful rotary blows, a time tested design for maximum reliability, and best for very high torque soft joints.

DynaPact® Clutch

This fast high energy clutch offers low vibration and fast run down speed, and is ideal for lighter MRO use.

Single Hammer

This simple design offers easy low cost maintenance and reliability; best suited for lower torque applications.

Features:

- The UT line of super duty, heavy duty and standard duty impact wrenches is the widest range of true industrial impact wrenches available. With a selection of hammer mechanisms, drive sizes from 3/8" to 2-1/2", and torque ranges from 25 ft./lb. to 50,000 ft./lb., our line of impact wrenches are up to any job. Our focus on quality and dependability ensures your UT impact wrench will provide constant performance and a long service life.
- Handle design, configuration and weight choices ensure great balance and provide the best operator comfort possible.
- We use only the highest grade materials, forgings, and heat treatment processes, to meet customer expectations for quality and dependability, in the toughest applications.
- With a wide range of choices and torque capability the UT line of impact wrenches covers the needs for heavy assembly processes, off road vehicle maintenance, steel erection, heavy plant maintenance, petrochemical as well as intermittent MRO uses.

3/8", 1/2" IMPACT WRENCHES



UT2025R 3/8" Butterfly Impact Wrench

- Reliable single hammer-70 ft.lb. max. torque
- Paddle throttle for instant direction changes
- Swivel air inlet and regulator for flexibility
- Built-in multi position regulator

Best for: MRO and general Repair



UT8025R-1 3/8" Butterfly Impact Wrench

- Reliable single hammer-75 ft.lb. max. torque
- Paddle throttle for instant direction changes
- Swivel air inlet and regulator for flexibility
- Built-in multi position regulator & protective cover
- Precision engineered for added reliability

Best for: Rugged MRO and vehicle service



UT8027R 3/8" Butterfly Impact Wrench

- Reliable, hard-hitting jumbo hammer-95 ft-lb Max. Torque
- Low weight composite paddle style throttle for instant direction changes
- Built-in power regulator for control.
- Compact one handed design with built-in swivel air inlet

Best for: Rugged MRO and vehicle service



UT8030R 3/8" Pistol Impact Wrench

- Reliable single hammer-75 ft.lb. max. torque
- Push forward/reverse for single hand operation
- Rubber scuff guard protects work piece and tool nose
- Built-in multi position regulator

Best for: MRO and general repair



UT8070R-1 / UT8070P-1 3/8" Pistol Impact Wrench

- Hard hitting twin hammer-300 ft.lb. max. torque
- Combined reverse and power regulator
- Ergonomic "Softouch" coating and contoured grip
- Steel hammer case for added durability

Best for: Assembly and heavy MRO

Model	Working Trq (ft.-lb.)	Working Trq (Nm)	Max Trq (ft.-lb.)	Max Trq (Nm)	Speed (rpm)	Anvil	Socket Retainer	Exhaust	Weight (lb.)	Weight (kg)	Length (in.)	Length (mm)	Air Inlet (NPT)	Hose (I.D. in.)	Air Cons (cfm)	Average (cfm)
UT2025R	25-50	34-68	70	95	11,000	3/8" Sq.	Friction Ring	Top	2.40	1.10	6.25	159	1/4"	3/8"	16	4.0
UT8025R-1	25-50	34-68	75	102	11,000	3/8" Sq.	Friction Ring	Top	2.40	1.10	6.25	159	1/4"	3/8"	16	4.0
UT8027R	25-75	34-102	95	130	10,500	3/8" Sq.	Friction Ring	Top	2.00	0.90	6.69	170	1/4"	3/8"	16	4.0
UT8030R	25-50	34-68	75	102	10,000	3/8" Sq.	Friction Ring	Front	2.90	1.30	5.25	133	1/4"	3/8"	16	4.0
UT8070R-1	35-200	48-271	300	406	12,000	3/8" Sq.	Friction Ring	Handle	3.30	1.50	5.50	140	1/4"	3/8"	20	5.0
UT8070P-1	35-200	48-271	300	406	12,000	3/8" Sq.	Spring Pin	Handle	3.30	1.50	5.50	140	1/4"	3/8"	20	5.0

Recommended Air Pressure of 90 psi - 6.2 bar



UT8085R / UT8085P

3/8" Impact Wrench

- Hard hitting twin hammer-320 ft.lb. max. torque
- Combined reverse and power regulator
- Ergonomic composite housing and grip for lower weight
- Magnesium hammer case for ultimate weight reduction
- Weighs only 2.7 lbs. for reduced operator fatigue

Best for: Assembly and heavy MRO



UT2110R-1

1/2" Impact Wrench

- Reliable single hammer-250 ft.lb. max. torque
- Push forward/reverse for single hand operation
- Rubber scuff guard protects work piece and tool nose
- Built-in multi position power regulator

Best for: MRO and vehicle service



UT2147R-1

1/2" Impact Wrench

- Smooth-fast Dynapact® clutch-500 ft.lb. max. torque
- Combined reverse and power regulator
- Ergonomic contoured grip
- Steel hammer case for added durability

Best for: Rugged MRO and vehicle service



UT8120R

1/2" Compact Impact Wrench

- Hard hitting twin hammer-500 ft.lb. max. torque
- Push forward/reverse for single hand operation
- Ergonomic composite housing and grip for lower weight
- Magnesium hammer case for ultimate weight reduction
- Weighs only 3.2 lbs. for reduced operator fatigue

Best for: Assembly and tight access MRO

Model	Working Trq (ft.-lb.)	Working Trq (Nm)	Max Trq (ft.-lb.)	Max Trq (Nm)	Speed (rpm)	Anvil	Socket Retainer	Exhaust	Weight (lb.)	Weight (kg)	Length (in.)	Length (mm)	Air Inlet (NPT)	Hose (I.D. in.)	Air Cons (cfm)	Average (cfm)
UT8085R	35-205	48-278	320	433	12,000	3/8" Square	Friction Ring	Handle	2.7	1.30	5.20	132	1/4"	3/8"	20	5.0
UT8085P	35-205	48-278	320	433	12,000	3/8" Square	Spring Pin	Handle	2.7	1.30	5.20	132	1/4"	3/8"	20	5.0
UT2110R-1	35-175	48-237	250	338	7,000	1/2" Square	Friction Ring	Front	5.3	2.40	6.25	159	1/4"	3/8"	25	6.3
UT2147R-1	95-325	129-441	500	675	8,000	1/2" Square	Friction Ring	Handle	5.8	2.60	7.50	191	1/4"	3/8"	26	6.5
UT8120R	100-350	135-470	500	675	9,500	1/2" Square	Friction Ring	Handle	3.2	1.46	6.30	160	1/4"	3/8"	18	4.5

Recommended Air Pressure of 90 psi - 6.2 bar

3/8", 1/2" AND 3/4" IMPACT WRENCHES



UT8150R-2 / UT8150P-2

1/2" Impact Wrench

- Hard hitting twin hammer-550 ft.lb. max. torque
- Combined reverse and power regulator
- Ergonomic "Softouch" coating and contoured grip
- Steel hammer case for added durability

Best for: Assembly and heavy MRO



UT8160R-1 / UT8160P-1

1/2" Impact Wrench

- Hard hitting twin hammer-725 ft.lb. max. torque
- Combined reverse and power regulator switch
- Ergonomic composite housing and grip for lower weight
- Magnesium hammer case for ultimate weight reduction
- Weighs only 4.2 lbs. for reduced operator fatigue

Best for: Assembly and heavy MRO



UT2310R-1

3/4" Impact Wrench

- Smooth-fast DynaPact® clutch-900 ft.lb. max. torque
- Push forward/reverse for single hand operation
- Rubber scuff guard protects work piece and tool nose
- Built-in multi position power regulator

Best for: MRO and vehicle service



UT8340C-2

3/4" Impact Wrench

- Hard hitting twin hammer-1100 ft.lb. max. torque
- Combined reverse and power regulator switch
- Ergonomic "Softouch" coating and contoured grip
- Steel hammer case for added durability

Best for: MRO and vehicle service

Model	Working Trq (ft.-lb.)	Working Trq (Nm)	Max Trq (ft.-lb.)	Max Trq (Nm)	Speed (rpm)	Anvil	Socket Retainer	Exhaust	Weight (lb.)	Weight (kg)	Length (in.)	Length (mm)	Air Inlet (NPT)	Hose (I.D. in.)	Air Cons (cfm)	Average (cfm)
UT8150R-2	105-360	142-488	550	745	7,000	1/2" Square	Friction Ring	Handle	5.8	2.6	7.25	184	1/4"	3/8"	29	7.3
UT8150P-2	105-360	142-488	550	745	7,000	1/2" Square	Spring Pin	Handle	5.8	2.6	7.25	184	1/4"	3/8"	29	7.3
UT8160R-1	135-470	183-637	725	982	9,000	1/2" Square	Friction Ring	Handle	4.2	1.9	7.30	185	1/4"	3/8"	29	7.3
UT8160P-1	135-470	183-637	725	982	9,000	1/2" Square	Spring Pin	Handle	4.2	1.9	7.30	185	1/4"	3/8"	29	7.3
UT2310R-1	160-550	216-746	900	1218	5000	3/4" Square	Friction Ring	Front	11.0	5.0	9.25	235	1/4"	3/8"	35	8.8
UT8340C-2	207-715	281-970	1,100	1489	6000	3/4" Square	Ring and Thru Hole	Handle	11.0	5.0	8.5	216	3/8"	1/2"	40	10.0

Recommended Air Pressure of 90 psi - 6.2 bar



UT8350C

3/4" Impact Wrench

- Hard hitting twin hammer-1400 ft.lb. max. torque
- Three piece housing design eases maintenance
- Reliable bolt-on assist handle
- Push button reverse for single hand operation

Best for: Heavy plant and vehicle service



UT8360C

3/4" Impact Wrench

- Hard hitting twin hammer-1200 ft.lb. max. torque
- Combined reverse and power regulator switch
- Ergonomic composite housing and grip for lower weight
- Magnesium hammer case for ultimate weight reduction
- Weighs only 6.2 lbs. for reduced operator fatigue

Best for: Assembly and heavy MRO



UT7520C-75 / UT7520C-1

3/4" and 1" Impact Wrench

- Hard hitting twin hammer-1100 ft.lb. max. torque
- Pressure feed hammer lubrication for added reliability
- Three piece housing design eases maintenance
- Extra heavy duty steel hammer case for ultimate durability
- Built-in exhaust silencer system for noise control

Best for: Heavy plant and vehicle service



UT7560C-75 / UT7560C-1

3/4" and 1" Impact Wrench

- High energy two jaw clutch-1025 ft.lb. max torque
- Pressure feed hammer lubrication for added reliability
- Three piece housing design eases maintenance
- Extra heavy duty steel hammer case for ultimate durability
- Built-in exhaust silencer system for noise control

Best for: Heavy plant and vehicle service

Model	Working Trq (ft.-lb.)	Working Trq (Nm)	Max Trq (ft.-lb.)	Max Trq (Nm)	Speed (rpm)	Anvil	Socket Retainer	Exhaust	Weight (lb.)	Weight (kg)	Length (in.)	Length (mm)	Air Inlet (NPT)	Hose (I.D. in.)	Air Cons (cfm)	Average (cfm)
UT8350C	232-900	315-1224	1,400	2030	4200	3/4" Square	Ring and Through Hole	Front	14.8	6.7	13	330	3/8"	1/2"	36	9.0
UT8360C	226-780	307-1058	1,200	1625	6000	3/4" Square	Ring and Through Hole	Handle	6.2	2.8	8.20	208	3/8"	1/2"	40	10.0
UT7520C-75	232-800	315-1086	1,100	1489	5000	3/4" Square	Through Hole	Handle	12.0	5.5	12.50	318	3/8"	1/2"	36	9.0
UT7560C-75	232-800	315-1086	1,025	1388	5700	3/4" Square	Through Hole	Front	11.6	5.3	7.60	193	3/8"	1/2"	35	9.0
UT7520C-1	232-800	315-1086	1,100	1489	5000	1" Square	Through Hole	Handle	12.0	5.5	12.50	318	3/8"	1/2"	36	9.0
UT7560C-1	232-800	315-1086	1,025	1388	5700	1" Square	Through Hole	Front	11.6	5.3	7.60	193	3/8"	1/2"	35	9.0

Recommended Air Pressure of 90 psi - 6.2 bar

3/4" & 1" IMPACT WRENCHES



UT8470C

1" Impact Wrench

- Hard hitting twin hammer-1900 ft.lb. max. torque
- Three piece housing design eases maintenance
- Combined reverse and power regulator switch
- Steel hammer case increases reliability

Best for: Heavy plant and vehicle service



UT8480C / UT8480S

1" Impact Wrench and 1" Spline Drive Impact Wrench

- Hard hitting twin hammer-2730 ft.lb. max. torque
- Three piece housing design eases maintenance
- Extra heavy duty steel hammer case for ultimate durability
- Combined reverse and power regulator switch

Best for: Heavy plant, heavy MRO and off road vehicle



UT1010C

1" Impact Wrench

- High ultimate torque three jaw clutch-1350 ft.lb. max. torque
- Pressure feed hammer lubrication for added reliability
- Three piece housing design eases maintenance
- Built-in exhaust silencer system for noise control

Best for: High volume soft pull up joints in assembly



UT1040C / UT1040S

1" Impact Wrench and 1" Spline Drive Impact Wrench

- Hard hitting twin hammer-2000 ft.lb. max. torque
- Pressure feed hammer lubrication for added reliability
- Three piece housing design eases maintenance
- Extra heavy duty steel hammer case for ultimate durability
- Built-in exhaust silencer system for noise control

Best for: Heavy plant, heavy MRO and off road vehicle service

Model	Working Trq (ft.-lb.)	Working Trq (Nm)	Max Trq (ft.-lb.)	Max Trq (Nm)	Speed (rpm)	Anvil	Socket Retainer	Exhaust	Weight (lb.)	Weight (kg)	Length (in.)	Length (mm)	Air Inlet (NPT)	Hose (I.D. in.)	Air Cons (cfm)	Average (cfm)
UT8470C	300-1500	406-2000	1,900	2572	4000	1" Square	Ring and Through Hole	Handle	19.7	9.0	11.80	300	3/8"	1/2"	44	11.0
UT8480C	500-1800	678-2435	2,730	3696	6600	1" Square	Through Hole	Top	28.0	12.7	17.80	452	1/2"	3/4"	70	17.5
UT8480S	500-1800	678-2435	2,730	3696	6600	#5 Spline	Button	Top	28.0	12.7	17.80	452	1/2"	3/4"	70	17.5
UT1010C	276-950	374-1289	1,350	1828	6000	1" Square	Through Hole	Front	20.5	9.3	13.50	343	1/2"	3/4"	59	14.8
UT1040C	464-1600	630-2171	2,000	2708	5,000	1" Square	Through Hole	Front	22.0	10.0	12.40	315	1/2"	3/4"	58	14.5
UT1040S	464-1600	630-2171	2,000	2708	5,000	# 5 Spline	Button	Front	22.0	10.0	12.40	315	1/2"	3/4"	58	14.5

Recommended Air Pressure of 90 psi - 6.2 bar



UT1011C / UT1011S

1" Impact Wrench and 1" Spline Drive Impact Wrench

- High energy two jaw clutch-2800 ft.lb. max. torque
- Pressure feed hammer lubrication for added reliability
- Three piece housing design eases maintenance
- Extra heavy duty steel hammer case for ultimate durability
- Built-in exhaust silencer system for noise control
- UT1011S-OT: Features outside trigger

Best for: Heavy steel erection, and plant maintenance



UT1550C / UT1550S

1-1/2" Impact Wrench and 1-1/2" Spline Drive Impact Wrench

- Hard hitting twin hammer-3000 ft.lb. max. torque
- Pressure feed hammer lubrication for added reliability
- Three piece housing design eases maintenance
- Extra heavy duty steel hammer case for ultimate durability
- Built-in exhaust silencer system for noise control

Best for: Heavy plant, heavy MRO and off road vehicle service with high torque and hard joints



UT1520C / UT1520S

1-1/2" Impact Wrench and 1-1/2" Spline Drive Impact Wrench

- High energy two jaw clutch-3500 ft.lb. max torque
- Pressure feed hammer lubrication for added reliability
- Three piece housing design eases maintenance
- Extra heavy duty steel hammer case for ultimate durability
- Built-in exhaust silencer system for noise control

Best for: Heavy plant, heavy MRO and off road vehicle service

Model	Working Trq (ft.-lb.)	Working Trq (Nm)	Max Trq (ft.-lb.)	Max Trq (Nm)	Speed (rpm)	Anvil	Socket Retainer	Exhaust	Weight (lb.)	Weight (kg)	Length (in.)	Length (mm)	Air Inlet (NPT)	Hose (I.D. in.)	Air Cons (cfm)	Average (cfm)
UT1011C	522-1800	708-2443	2,800	3791	5,500	1" Square	Through Hole	Front	22.5	10.2	12.50	318	1/2"	3/4"	47	12.0
UT1011S	522-1800	708-2443	2,800	3791	5,500	# 5 Spline	Button	Front	22.5	10.2	12.50	318	1/2"	3/4"	47	12.0
UT1550S	725-2500	984-3393	3,000	4061	3,750	# 5 Spline	Button	Front	33.0	15.0	14.50	368	1/2"	3/4"	70	17.5
UT1550C	725-2500	984-3393	3,000	4061	3,750	1-1/2" Square	Through Hole	Front	33.0	15.0	14.50	368	1/2"	3/4"	70	17.5
UT1520C	725-2500	984-3393	3,500	4738	4,500	1-1/2" Square	Through Hole	Front	33.7	15.3	14.70	373	1/2"	3/4"	60	15.0
UT1520S	725-2500	984-3393	3,500	4738	4,500	# 5 Spline	Button	Front	33.7	15.3	14.70	373	1/2"	3/4"	60	15.0

Recommended Air Pressure of 90 psi - 6.2 bar

1", 1-1/2" & 2-1/2" IMPACT WRENCHES



UT1578C

1-1/2" Impact Wrench

- Ultra reliable precision ball and cam mechanism
 - 10,000 ft.lb. max. torque
 - Time tested design for ultimate durability
 - Designed for vertical suspension
 - Through hole anvil for positive socket retention
- Best for: Heavy duty very high torque applications*



UT2582C

2-1/2" Impact Wrench

- Ultra reliable precision ball and cam mechanism
 - 20,000 ft.lb. max. Torque
 - Time tested design for ultimate durability
 - Designed for vertical suspension
 - Second operator assist handle
 - Through hole anvil for positive socket retention
- Best for: Extra heavy duty very high torque applications*

UT2588C

2-1/2" Impact Wrench

- Ultra reliable precision ball and cam mechanism
 - 50,000 ft.lb. max. Torque
 - Time tested design for ultimate durability
 - Designed for vertical suspension
 - Second operator assist handle
 - Through hole anvil for positive socket retention
- Best for: Ultimate duty very high torque applications*

Model	Working Trq (ft.-lb.)	Working Trq (Nm)	Max Trq (ft.-lb.)	Max Trq (Nm)	Speed (rpm)	Anvil	Socket Retainer	Exhaust	Weight (lb.)	Weight (kg)	Length (in.)	Length (mm)	Air Inlet (NPT)	Hose (I.D. in.)	Air Cons (cfm)	Average (cfm)
UT1578C	1,595-5,500	2,164-7,464	10,000	13,538	850	1-1/2" Square	Through Hole	Side	88.0	39.1	23.00	584	1/2"	3/4"	110	27.5
UT2582C	2,900-10,000	3,935-13,570	20,000	27,076	830	2-1/2" Square	Through Hole	Side	215.0	97.7	25.40	645	3/4"	1"	110	27.5
UT2588C	7,250-25,000	9,838-33,925	50,000	67,690	355	2-1/2" Square	Through Hole	Side	215.0	97.7	25.40	645	1"	1"	150	37.5

Recommended Air Pressure of 90 psi - 6.2 bar

PERCUSSION TOOLS



Universal Tool offers a complete line of air hammers, scalers and chipping hammers.

We have also developed new products to meet the requirements of today's changing market. One such product is our patented line of recoilless needle scalers that provide users with ergonomic benefits unsurpassed in the air tool industry.



UT8633

Compact Needle Scaler

- Low weight
- Durable steel housing
- Low air consumption for use with limited air supply or multiple tool applications

Best for: Removal of rust, paint and scale on flat or irregular surfaces



UT8635

Straight Needle Scaler

- J-slot adjustment for additional needle exposure
- All steel construction for durability
- Converts to B1 style chisel scaler
- Low air consumption for use with limited air supply or multiple tool applications

Best for: Removal of rust, paint and scale on flat or irregular surfaces



UT9912

Straight Recoilless Needle Scaler

- Only 3m/s² vibration level to reduce operator fatigue
- All steel construction for durability
- Low air consumption for use with limited air supply or multiple applications

Best for: Removal of rust, paint and scale on flat or irregular surfaces



UT9914 / UT9914-2

Pistol Grip Recoilless Needle Scaler

- Only 3.5m/s² vibration level to reduce operator fatigue
- Supplied with 1/8" or 2mm needles
- High blow frequency for increased production
- Non-metallic vacuum shroud available
- Low air consumption for use with limited air supply or multiple tool applications

Best for: Surface preparation and lead paint abatement

Model	Needle Capacity	Blows Per Minute	Bore (in)	Stroke (in)	Weight (lb)	Weight (kg)	Length (in)	Length (mm)	Air Inlet (npt)	Hose ID (in)	Air Cons. (cfm)	Avg. Air Cons. (cfm)
UT8633	(12) 1/8" X 5"	4,800	1/2	1-1/4	2.5	1.1	11.50	292	1/4"	3/8"	4	1.5
UT8635	(19) 1/8 x 7"	4,600	1	1-1/8	6.0	2.7	15.00	381	1/4"	3/8"	12	3.0
UT9912	(18) 1/8 x 7"	9,000	1	1-1/8	4.3	2.0	12.50	318	1/4"	3/8"	12	3.0
UT9914	(19) 1/8 x 7"	3,400	1	1-1/8	5.8	2.6	11.88	302	1/4"	3/8"	12	3.0
UT9914-2	(38) 2mm x 7"	3,400	1	1-1/8	5.8	2.6	11.88	302	1/4"	3/8"	12	3.0

Recommended Air Pressure of 90 psi - 6.2 bar



UT8651H / UT8651R

1" Stroke Chipping Hammer

- Crisp plate valve for extra hard hitting and control
- Ergonomically advanced design for operator comfort
- Heat treated precision cylinder and piston for long life
- Rugged four bolt construction for heavy duty use
- 7/8"-24 Inlet bushing available upon request

Best for: Foundry, plant maintenance and general contractor work



UT8652H / UT8652R

2" Stroke Chipping Hammer

- Crisp plate valve for extra hard hitting and control
- Ergonomically advanced design for operator comfort
- Heat treated precision cylinder and piston for long life
- Rugged four bolt construction for heavy duty use
- 7/8"-24 Inlet bushing available upon request

Best for: Foundry, plant maintenance and general contractor work



UT8653H / UT8653R

3" Stroke Chipping Hammer

- Crisp plate valve for extra hard hitting and control
- Ergonomically advanced design for operator comfort
- Heat treated precision cylinder and piston for long life
- Rugged four bolt construction for heavy duty use
- 7/8"-24 Inlet bushing available upon request

Best for: Foundry, plant maintenance and general contractor work



UT8654H / UT8654R

4" Stroke Chipping Hammer

- Crisp plate valve for extra hard hitting and control
- Ergonomically advanced design for operator comfort
- Heat treated precision cylinder and piston for long life
- Rugged four bolt construction for heavy duty use
- 7/8"-24 Inlet bushing available upon request

Best for: Foundry, plant maintenance and general contractor work

Model	Retainer	Housing Material	Bushing (in)	Blows Per Minute	Bore (in)	Stroke (in)	Weight (lb)	Weight (kg)	Length (in)	Length (mm)	Air Inlet (npt)	Hose ID (in)	Air Cons. (cfm)	Avg. Air Cons. (cfm)
UT8651H	Oval Collar	Steel	.580 hex	2,450	1-1/8"	2.5"	16	7.3	12.00	305	3/8"	1/2"	24	6
UT8651R	Oval Collar	Steel	.680 round	2,450	1-1/8"	2.5"	16	7.3	12.00	305	3/8"	1/2"	24	6
UT8652H	Oval Collar	Steel	.580 hex	2,300	1-1/8"	3.0"	17.0	7.7	14.00	356	3/8"	1/2"	26	6.5
UT8652R	Oval Collar	Steel	.680 round	2,300	1-1/8"	3.0"	17	7.7	14.00	356	3/8"	1/2"	26	6.5
UT8653H	Oval Collar	Steel	.580 hex	2,100	1-1/8"	3.75"	18.5	8.4	15.25	387	3/8"	1/2"	30	7.5
UT8653R	Oval Collar	Steel	.680 round	2,100	1-1/8"	3.75"	18.5	8.4	15.25	387	3/8"	1/2"	30	7.5
UT8654H	Oval Collar	Steel	.580 hex	1,700	1-1/8"	4.25"	19.5	8.9	16.50	419	3/8"	1/2"	33	8.3
UT8654R	Oval Collar	Steel	.680 round	1,700	1-1/8"	4.25"	19.5	8.9	16.50	419	3/8"	1/2"	33	8.3

Recommended Air Pressure of 90 psi - 6.2 bar

AIR HAMMERS & BENCH RAMMERS



UT8663 / UT8664 Aero Riveting Hammer

- Precision engineered spool valve for precision control on the job
 - Triple heat treated alloy steel cylinder and piston
 - Powder coated acrylic coating for insulation
 - All metal trigger and throttle valve for durability
- Best for: Closing rivets in air frame assembly*



UT8662-TC Aero Riveting Hammer

- Tungsten carbide pistol provides more powerful blows... smaller tool for the same application.
 - Contoured ergonomic handle design
 - Precision engineered spool valve for precision control on the job
 - Triple heat treated alloy steel cylinder and piston
 - All metal trigger and throttle valve for durability
- Best for: Closing rivets in air frame assembly*



UT8666 Bench Rammer

- High power to weight ratio
 - Heat treated cylinder and piston for durability
 - Threaded retainer for quick and easy butt changes
 - Easily operated and guided
 - 2.5" butt
- Best for: Compacting sand, soil and other fibers materials*



UT9925 Pistol Recoilless Air Hammer

- Ergonomically advanced low vibration and high frequency design reduces fatigue
 - Precision engineered to reduce air consumption and increase reliability
 - Compact design for increased access and comfort
 - 0.401" shank
- Best for: Medium duty chipping and sheet metal cutting*

Model	Retainer	Housing Material	Bushing (in)	Blows Per Minute	Bore (in)	Stroke (in)	Weight (lb)	Weight (kg)	Length (in)	Length (mm)	Air Inlet (npt)	Hose ID (in)	Air Cons. (cfm)	Avg. Air Cons. (cfm)
UT8663	Spring	Aluminum	0.401	2,160	1/2	2-7/8	2.9	1.3	6.7	170	1/4"	3/8"	28	7.8
UT8664	Spring	Aluminum	0.401	1,740	1/2	3-1/16	3.1	1.4	8.9	227	1/4"	3/8"	28	7.8
UT8662-TC	Spring	Aluminum	0.401	2,600	1/2	2-1/4	2.7	1.2	5.5	140	1/4"	3/8"	28	7.8
UT8666	Clamp Screw	Aluminum	N/A	1,725	1	2-1/2	7.1	3.2	15.3	387	3/8"	1/2"	22	5.5
UT9925	Beehive	Aluminum	0.401	3,700	3/4	2-1/2	2.5	1.1	6.00	152	1/4"	3/8"	16	4.0

Recommended Air Pressure of 90 psi - 6.2 bar



UT8645-1 / UT8646-1 Pistol Air Hammer

- Impact resistant composite handle for reduced weight
- Reliable flip valve design
- Button style trigger for increased control
- 0.401" shank

Best for: Light chipping and sheet metal cutting



UT8674-1 Pistol Recoilless Air Hammer

- 3/4" piston, 4-5/8" stroke and 0.498" shank for extra heavy duty work
- Positive action trigger and valve increases control
- Precision engineered, heat treated alloy steel cylinder and piston for added reliability and low air consumption

Best for: Heavy chipping, bolt cutting and pin driving



UT8603 Triple Head Scaling Hammer

- Heat treated precision cylinder and piston for long life
- Valveless design increases reliability
- Hard wearing replaceable tungsten carbide inserts in each piston
- Handle can be re-positioned to suit application

Best for: Removal of scale, other residues and concrete scabbling



UT8630 Straight Chisel Scaler

- Heat treated precision cylinder, piston and retainer for long life
- Rugged all steel construction for added reliability
- Compact design for increased access and comfort
- B1- 1/2" square shank

Best for: Removal of scale, weld spatter and other residues in shipyards, foundry and fabrication shops



UT9922 Straight Recoilless Chisel Scaler

- Only 2 m/s² vibration level to reduce operator fatigue
- Rugged all steel construction for added reliability
- Compact design for increased access and comfort
- 3 sizes of carbide chisels available

Best for: Removal of scale, weld spatter and other residues in shipyards, foundry and fabrication shops

Model	Retainer	Housing Material	Bushing (in)	Blows Per Minute	Bore (in)	Stroke (in)	Weight (lb)	Weight (kg)	Length (in)	Length (mm)	Air Inlet (npt)	Hose ID (in)	Air Cons. (cfm)	Avg. Air Cons. (cfm)
UT8645-1	Spring	Composite	0.401"	2,600	3/4	2-5/8	3.0	1.4	6.5	165	1/4"	3/8"	16	4.0
UT8646-1	Spring	Composite	0.401"	3,700	3/4	2-1/2	2.5	1.1	6.0	152	1/4"	3/4"	16	4.0
UT8674-1	Spring	Aluminum	0.498"	3,200	3/4	4-5/8	4.4	1.9	7.80	198	1/4"	3/8"	20	5.0
UT8603	NA	Aluminum	3 Short Steel	3,800	NA	7/8	9.20	4.2	15.38	391	1/4"	3/8"	22.0	5.5
UT8630	B1	Steel	1/2" Sq.	4,600	1	1-1/8	4.50	2.0	9.50	241	1/4"	3/8"	16.0	4.0
UT9922	Collet	Steel	3/8" Sq.	9,000	3/4	1/4	3.25	1.5	8.25	210	1/4"	3/8"	12	3.0

Recommended Air Pressure of 90 psi - 6.2 bar

AIR HAMMERS & CHISEL SCALERS



UT8630LI Long Reach Chisel Scaler

- Heat treated precision cylinder, piston and retainer for long life
- Rugged all steel construction for added reliability
- 64" Length is ideal for floor and high level work
- B1- 1/2" square shank
- Can be converted to needle scaler

Best for: *Ideal for floors and high reach areas, for scale, residue and tile removal*



UT8617 Scribe/Engraving Chisel

- Provides sufficient power for engraving and mini chipping applications
- High precision throttle ensures critical control
- Complete with carbide stylus and air hose

Best for: *Precision engraving of metals, stone and marble*



UT8617K Scribe/Engraving Chisel Kit

- Provides sufficient power for engraving and mini chipping applications
- High precision throttle ensures critical control
- Complete with stylus, flat, round and chisel blanks, air hose and filter connection

Best for: *Precision engraving of metals, stone and marble*



UT9935

Recoilless Air Scribe

- Only 1m/s² vibration for operator comfort and control
- Patented recoilless design provides low vibration and high frequency to reduce operator fatigue
- Complete with carbide stylus and air hose
- Lubrication free

Best for: *Metal component identification*

Model	Retainer	Housing Material	Bushing (in)	Blows Per Minute	Bore (in)	Stroke (in)	Weight (lb)	Weight (kg)	Length (in)	Length (mm)	Air Inlet (npt)	Hose ID (in)	Air Cons. (cfm)	Avg. Air Cons. (cfm)
UT8630LI	B1	Steel	1/2" Sq.	4,600	1	1-1/8	12.00	5.5	64.00	1,626	3/8"	1/2"	22.0	5.5
UT8617	Screw	Aluminum	1/8"	13,500	0.228	0.323	0.30	0.1	5.00	127	1/4"	3/16"	1.1	0.3
UT8617K	Screw	Aluminum	1/8"	13,500	0.228	0.323	0.30	0.1	5.00	127	1/4"	3/16"	1.1	0.3
UT9935	Screw	Aluminum	1/8"	21,000	0.250	1/8	0.3	0.1	5.50	140	1/4"	1/8"	1.2	0.3

Recommended Air Pressure of 90 psi - 6.2 bar


UT9930
Recoilless Reciprocating Saw

- Patented ergonomically advanced low vibration and low frequency design reduces fatigue
- Handle rotates 360° for ultimate access and comfort
- Safety lock-off throttle

Best for: Cutting sheet metals, composites and wood


UT9160
Heavy Duty Reciprocating Saw

- Cuts up to 8" diameter steel pipe
- Complete with two 18 TPI Bahco® blades
- Dual motion 360° x 360° inlet swivel for maximum maneuverability
- Heavy duty adjustable blade guide

Best for: Heavy process plant and boiler maintenance


UT8862
Air File

- 1/4" Stroke for fast material removal
- Rear exhaust keeps air away from cuttings
- Compact design for increased access and comfort

Best for: Filing of metal


UT9940
Recoilless File

- Ergonomically advanced low vibration and low frequency design reduces fatigue
- Handle rotates 360° for ultimate access and comfort
- 1/4" Stroke a 9000 RPM provides smooth and fast material removal

Best for: Repetitive filing as well as metal preparation

Model	Retainer	Housing Material	Bushing (in)	SPM/RPM	Blows Per Minute	Bore (in)	Stroke (in)	Weight (lb)	Weight (kg)	Length (in)	Length (mm)	Air Inlet (npt)	Hose ID (in)	Air Cons. (cfm)	Avg. Air Cons. (cfm)
UT9930	Set Screw	Steel	Std. Blade	NA	9,900	3/16	5/16	2.3	1.0	8.25	210	1/4"	3/8"	16	4.0
UT9160	Set Screw	Aluminum	Std. Blade	1,200	NA	NA	5/8	5.5	2.5	15.75	400	1/4"	3/8"	22	5.5
UT8862	Set Screw	Aluminum	1/4"	9,000	NA	NA	1/4	2.3	1.0	7.00	178	1/4"	3/8"	12	3.0
UT9940	Set Screw	Steel	1/4"	9,000	NA	NA	1/4	2.3	1.0	7.25	184	1/4"	3/8"	14	3.5

Recommended Air Pressure of 90 psi - 6.2 bar

ABRASIVE & FINISHING TOOLS



- The UT line of Industrial Grinders and Sanders has been developed to offer the widest selection of product choices to meet increased market demands for quality, accuracy and dependability; as well as meeting increasing demands for low vibration, temperature insulation and general operator comfort.
- UT Grinders and Sanders feature the highest HP to weight ratios, and modern designs offer built-in comfort features such as composite insulated grips, as well as reduced noise and vibration. All UT Grinders fully meet ANSI requirements for guards, spindles, mounting fixtures and spindle run out.
- Our extensive line up covers a range from 0.18 HP precision grinders up to 4.0 HP vertical and horizontal grinders, with choices of steel bodies and angle configurations.
- Our UT Palm Sander series offers the lowest noise and vibration levels with choices of orbit pattern and pad size.
- Various models in the UT Die Grinder and Angle Grinder line feature our "Softouch" coating which provides insulation to the operator, along with reduced vibration, and comfort grip handles.
- We use only the highest grade materials, bearings and precision gears, to meet customer expectations for quality and dependability.
- With a wide range of speed choices, and HP capability the UT line of grinders and sanders are ideal for heavy material removal, precision engineering, automobile, RV industry, furniture, heavy metal fabrication, paint, refinish and MRO uses.



UT8706-2 1/8" Pencil Grinder

- Double front spindle bearing for increased durability and reduced vibration
- Roll throttle and small diameter grip for constant speed and operator control
- Supplied complete with coaxial hose assembly
- Rear exhaust keeps work area clean from cuttings

Best for: Precision grinding in mold and die maintenance



UT8714 1/8" Pencil Grinder

- Double front spindle bearing for increased durability and reduced vibration
- Roll throttle and small diameter grip for constant speed and operator control
- Supplied complete with coaxial hose assembly
- Rear exhaust keeps work area clean from cuttings

Best for: Precision grinding in mold and die maintenance



UT8708 Right Angle Pencil Grinder

- Roll throttle and small diameter grip for constant speed and operator control
- Supplied complete with coaxial hose assembly
- Rear exhaust keeps work area clean from cuttings
- Gearless design reduces maintenance costs
- 70,000 RPM for high speed, precision work

Best for: Precision grinding in mold and die maintenance



UT8600-1 Air Nibbler

- 16 Gauge cutting capacity
- Heavy duty steel anvil and 5mm punch adds stability when cutting thicker materials
- Composite comfort grip
- Minimum cut radius 3/16" for detail work

Best for: Detailed cutting of sheet metal

Model #	Motor (hp)	Motor (Kw)	Max. Wheel Dia. (in)	Speed (rpm)	Exhaust	Collet Size	Weight (lb)	Weight (kg)	Length (in)	Length (mm)	Air Inlet (apt)	Rec. Hose (id. In)	Air Cons. (cfm)	Avg. Air Cons. (cfm)
UT8706-2	0.25	0.18	1/8"	54,000	Rear	1/8"	0.5	0.20	5.25	133	1/4"	1/4"	16	4.0
UT8714	0.25	0.18	1/8"	70,000	Rear	1/8"	0.5	0.20	4.75	121	1/4"	1/4"	12	5.7
UT8708	0.25	0.18	1/8"	70,000	Rear	1/8"	0.5	0.20	5.90	150	1/4"	1/4"	12	5.7
UT8600-1	0.40	0.29	N/A	2,600	Rear	N/A	2.1	0.95	7.40	188	1/4"	1/4"	16	4.0

Recommended Air Pressure of 90 psi - 6.2 bar

PENCIL GRINDERS, AIR NIBBLER & DIE GRINDERS



UT2710

Mini Die Grinder

- Compact design and light weight reduce operator fatigue
 - Safety lock-off throttle
 - Rear exhaust keeps work area clean from cuttings
- Best for: General light duty intermittent grinding and deburring*



UT2720 / UT2720K

1/4" Die Grinder / 1/4" Die Grinder Kit

- 0.4 HP Motor for extra stall resistance
 - Safety lock-off throttle
 - Rear exhaust keeps work area clean from cuttings
 - UT2720K: Complete with both 1/4" and 1/8" collets and a set of five each 1/4" and 1/8" mounted stones
- Best for: General intermittent grinding and deburring*



UT2715

Angle Die Grinder

- Spiral gear and full bearing design for reliability
 - Safety lock-off throttle
 - Rear exhaust keeps work area clean from cuttings
- Best for: General intermittent grinding in tight access areas*



UT8737

115° Angle Die Grinder

- 0.65 HP Motor for extra stall resistance
 - Safety lock-off throttle
 - Rear exhaust keeps work area clean from cuttings
 - In-line speed regulator
- Best for: Difficult access continuous grinding*

Model #	Motor (hp)	Motor Kw	Max. Wheel Dia. (in)	Speed (rpm)	Exhaust	Collet Size	Weight (lb)	Weight (kg)	Length (in)	Length (mm)	Air Inlet (npt)	Rec. Hose (id. In)	Air Cons. (cfm)	Avg. Air Cons. (cfm)
UT2710	0.30	0.22	2"	25,000	Rear	1/4"	0.8	0.3	6.00	152	1/4"	3/8"	16	4.0
UT2720	0.40	0.29	2"	25,000	Rear	1/4"	1.3	0.6	6.75	171	1/4"	3/8"	18	4.5
UT2720K	0.40	0.29	2"	25,000	Rear	1/4"	1.3	0.6	6.75	171	1/4"	3/8"	18	4.5
UT2715	0.40	0.29	2"	25,000	Rear	1/4"	1.1	0.5	7.50	191	1/4"	3/8"	18	4.5
UT8737	0.65	0.48	2"	20,000	Rear	1/4"	1.4	0.6	7.62	194	1/4"	3/8"	16	4.0

Recommended Air Pressure of 90 psi - 6.2 bar

UT8724

**UT8724-12
UT8724-20**

UT8724T-20


UT8724 / UT8724-12 / UT8724-20 UT8724T-20

1/4" Die Grinder Series

- .45 HP motor prevents stall under load
- Oil free motor features machined carbon fiber blades
- Throttle valve designed for variable speed control
- Precision 3 piece collet
- UT8724T-20: Threaded 1/4"-20 spindle for limited access applications

Best for: Continuous use applications found in aerospace and metal fabrication

UT4425-1

UT4425E-1

UT4425E-CW

UT4425E-CWS


UT4425-1 / UT4425E-1 / UT4425E-CW UT4425E-CWS

1/4" Steel Die Grinder Series

- 1.0 HP motor prevents stall under load
- All steel construction for super duty use and ultimate durability
- Equipped with 1/4" Erickson® style collet for extra precision and holding power, 3/8" Erickson® style collet also available
- Parts Interchange with # CP®-9113G Series
- UT4425E-1: Extended length spindle
- UT4425E-CW: Extended length cone wheel tool
- UT4425E-CWS: Extended length cone wheel tool 26" OAL

Best for: Super heavy duty grinding applications in foundry, shipbuilding and heavy metal fabrication

Model #	Motor (hp)	Motor (Kw)	Max. Wheel Dia. (in)	Speed (rpm)	Exhaust	Spindle/Collet Size	Weight (lb)	Weight (kg)	Length (in)	Length (mm)	Air Inlet (npt)	Rec. Hose (id. in)	Air Cons. (cfm)	Avg. Air Cons. (cfm)
UT8724	0.45	0.33	2	20,000	Rear	1/4"	1.1	0.5	6.5	165	1/4"	3/8"	18	4.5
UT8724-12	0.45	0.33	3	12,000	Rear	1/4"	1.2	0.55	6.5	165	1/4"	3/8"	18	4.5
UT8724-20	0.45	0.33	2	20,000	Rear	1/4"	1.2	0.55	6.5	165	1/4"	3/8"	18	4.5
UT8724T-20	0.45	0.33	2	20,000	Rear	1/4" - 20	1.2	0.55	6.5	165	1/4"	3/8"	18	4.5
UT4425-1	1.0	0.73	2	25,000	Front	1/4"	2.0	0.9	6.25	159	1/4"	3/8"	22	5.5
UT4425E-1	1.0	0.73	2	25,000	Front	1/4"	3.0	1.4	11.13	283	1/4"	3/8"	22	5.5
UT4425E-CW	1.0	0.73	2	25,000	Side	3/8"-24	3.5	1.46	14.25	362	1/4"	3/8"	24	6
UT4425E-CWS	1.0	0.73	2	20,000	Side	5/8"-11	5.0	2.0	23.75	603	1/4"	3/8"	24	6

Recommended Air Pressure of 90 psi - 6.2 bar



UT8749ADG

1/4" HD Angle Die Grinder

- 1.0 HP motor for added stall resistance
- Unique ultra heavy duty angle head and alloy steel spiral gear and pinion for extra reliability
- Head height 2.5" from the top of angle head to the face of collet lock nut
- Insulated composite grip; reduces weight and operator fatigue, lock-off throttle lever
- Rear exhaust
- 1/4" Collet size

Best for: Continuous grinding and sanding 2" and 3" Disc

UT8728



UT8728E



UT8728 / UT8728E

1/4" Die Grinder Series

- 0.9 HP motor for ultimate stall resistance
- Safety lock-off throttle
- Rear exhaust keeps work area clean from cuttings
- Ergonomic "Softouch" coating offers ultimate comfort and reduced vibration
- UT8728E Features 15" OAL for added reach

Best for: Continuous heavy duty grinding in rugged applications



UT8729-12/UT8729-18

Angle Die Grinder

- 0.9 HP Motor for extra stall resistance
- Safety lock-off throttle
- Rear exhaust keeps work area clean from cuttings
- Precision engineered for added reliability
- Ergonomic "Softouch" coating offers ultimate comfort and reduced vibration
- Spiral machined bevel and pinion gears for smooth operation and durability

Best for: Continuous heavy duty grinding, and sanding applications using 2" and 3" sanding discs

Model #	Motor (hp)	Motor (Kw)	Max. Wheel Dia. (in)	Speed (rpm)	Exhaust	Spindle/Collet Size	Weight (lb)	Weight (kg)	Length (in)	Length (mm)	Air Inlet (npt)	Rec. Hose (id. In)	Air Cons. (cfm)	Avg. Air Cons. (cfm)
UT8749ADG	1.0	0.73	3	12,000	Rear	1/4"	3	1.3	10.5	266	1/4"	3/8"	16	4
UT8728	0.9	0.65	2	22,000	Rear	1/4"	1.5	0.7	6.10	155	1/4"	3/8"	22	5.5
UT8728E	0.9	0.65	2	22,000	Rear	1/4"	2.4	1.1	12.00	305	1/4"	3/8"	22	5.5
UT8729-12	0.9	0.65	3	12,000	Rear	1/4"	1.6	0.7	7.40	188	1/4"	3/8"	22	5.5
UT8729-18	0.9	0.65	2	18,000	Rear	1/4"	1.6	0.7	7.40	188	1/4"	3/8"	22	5.5

Recommended Air Pressure of 90 psi - 6.2 bar

UT8728S



UT8728SE



UT8728SE-CW



UT8728S / UT8728SE / UT8728SE-CW Steel Housing Die Grinders

- 0.9 HP motor for ultimate stall resistance
- Safety lock-off throttle
- Rear exhaust keeps work area clean from cuttings
- Steel housing and precision engineered for added reliability
- UT8728SE: Extended length die grinder features 12" OAL for added reach
- UT8728SE-CW: Features threaded output spindle for use with cone wheel

Best for: Continuous heavy duty grinding in rugged applications

UT8727-1



UT8727-12



UT8727T-20



UT8727-1 / UT8727-12 / UT8727-20 UT8727T-20

Raptor Series Die Grinders

- .40 HP motor for stall resistance
- Exceptionally large spiral gear and pinion doubles tool life
- Only 79 dBa sound pressure
- Erickson® style collet
- Contoured Composite housing for comfort
- Parts Interchange with Ingersoll Rand® CA120R, CA200R, CD200R series
- UT8727T-20: 1/4"-20 Male spindle to connect backing plate reducing overall height

Best for: Continuous heavy duty grinding

UT8728RT2



UT8728RT



UT8728RT / UT8728RT2 Router

- 0.9 HP Motor for extra stall resistance
- Safety lock-off throttle
- Rear exhaust keeps work area clean from cuttings
- Precision engineered for added reliability
- Ergonomic "Softouch" coating offers ultimate comfort and reduced vibration
- Accepts templates offered by Sioux® and Dotco®
- UT8728RT2: Template Nose Router

Best for: Removal of flashing from molded parts and trimming of plastic, wood, aluminum and fiberglass

Model #	Motor (hp)	Motor (kw)	Max. Wheel Dia. (in)	Speed (rpm)	Exhaust	Spindle/Collet Size	Weight (lb)	Weight (kg)	Length (in)	Length (mm)	Air Inlet (npt)	Rec. Hose (id. in)	Air Cons. (cfm)	Avg. Air Cons. (cfm)
UT8728S	0.9	0.65	2	22,000	Rear	1/4"	1.5	0.7	6.10	155	1/4"	3/8"	22	5.5
UT8728SE	0.9	0.65	2	22,000	Rear	1/4"	2.4	1.1	12.00	305	1/4"	3/8"	22	5.5
UT8728SE-CW	0.9	0.65	2	22,000	Rear	3/8"-24	3.5	1.46	15.25	362	1/4"	3/8"	22	5.5
UT8727-1	0.4	0.29	2"	25,000	Rear	1/4"	1.2	0.5	6.2	157	1/4"	3/8"	18	3.5
UT8727-12	0.4	0.29	3"	12,000	Rear	1/4"	1.3	0.6	6.5	159	1/4"	3/8"	18	3.5
UT8727-20	0.4	0.29	2"	18,000	Rear	1/4"	1.3	0.6	6.5	159	1/4"	3/8"	18	3.5
UT8727T-20	0.4	0.29	2"	18,000	Rear	1/4"-20 Male	1.3	0.6	6.5	159	1/4"	3/8"	18	3.5
UT8728RT	0.9	0.65	NA	22,000	Rear	1/4"	1.5	0.7	6.1	155	1/4"	3/8"	22	5.5
UT8728RT2	0.9	0.65	NA	22,000	Rear	1/4"	1.5	0.7	7.4	188	1/4"	3/8"	22	5.5

Recommended Air Pressure of 90 psi - 6.2 bar

PRECISION DIE GRINDERS, ROUTERS & CUTOFF TOOLS



UT4425A-4

4" Steel Body Angle Cut-off/Grinder

- 1.0 HP motor for stall resistance
- Latest design lock-off throttle
- All Steel construction for durability
- Parts Interchange with # CP®-9113G Series
- Band type guard for ease of adjustment
- Low head height 2.4"

Best for: Super heavy duty grinding applications in foundry, shipbuilding and heavy metal fabrication



UT8748



UT8748E

UT8748 / UT8748E 4" Angle Cut-off Tool

- 1.0 HP motor for added stall resistance
- Safety lock-off throttle
- Rear exhaust keeps work area clear of blowing debris
- Ergonomic cushion grip for comfort and reduced vibration
- 260° swivel guard and swivel air inlet for ultimate maneuverability in confined work area
- Guard and mounting flanges designed for use with Type 1 wheels
- Total angle head height 2.5"
- UT8748E: Fitted with double pre-loaded ball bearings to provide the added support and reliability for this extended reach model

Best for: Cutting pipes in boiler installation and repair, petro chemical plant maintenance; as well as cutting bolts and threaded fasteners



UT8726 Cut-off Tool

- Impact resistant composite handle for reduced weight
- Clear polycarbonate guard for an unobstructed view
- Cuts up to 3/4" rolled steel
- Safety lock-off throttle
- Guard rotates for added maneuverability

Best for: Cutting sheet metals and composites

Model #	Motor (hp)	Motor (Kw)	Max. Wheel Dia. (in)	Guard Type	Speed (rpm)	Exhaust	Spindle/Collet Size	Weight (lb)	Weight (kg)	Length (in)	Length (mm)	Air Inlet (npt)	Rec. Hose (id. in)	Air Cons. (cfm)	Avg. Air Cons. (cfm)
UT4425A-4	1.0	0.73	4	Type 27	13,500	Side	3/8"-24	4.3	1.9	10.50	267	1/4"	3/8"	24	6
UT8748	1.0	0.73	4" Type 1	Type 1	17,000	Rear	3/8"-24	3.1	1.4	12.00	305	1/4"	3/8"	20	5
UT8748E	1.0	0.73	4" Type 1	Type 1	17,000	Rear	3/8"-24	3.8	1.7	15.75	400	1/4"	3/8"	20	5
UT8726	0.5	0.36	3	Type 1	20,000	Rear	3/8"-24	1.7	0.8	6.75	171	1/4"	3/8"	18	4.5

Recommended Air Pressure of 90 psi - 6.2 bar



UT2740-1

4" Angle Grinder

- 0.75 HP Motor for good stall resistance
- Safety lock-off throttle
- Governor controlled to maintain speed under load
- Heavy duty spiral gears for reliability

Best for: General intermittent grinding



UT8775-1

4" Angle Grinder

- 0.9 HP motor for extra stall resistance
- Safety lock-off throttle
- Governor controlled to maintain speed under load
- Heavy duty spiral gears for reliability
- Ergonomic composite grip for comfort and reduced vibration

Best for: Heavy grinding and MRO applications



UT8748-4

4" Angle Grinder

- 1 HP motor for added stall resistance
- Heavy duty alloy steel spiral gears
- Extended length for limited access applications
- Patented 260° rotation guard
- Composite grip reduces operator fatigue

Best for: Limited access applications found in steel fabrication and MRO



UT8780-1

4-1/2" Angle Grinder

- 0.9 HP motor for extra stall resistance
- Safety lock-off throttle
- Governor controlled to maintain speed under load
- Heavy duty spiral gears for reliability
- Ergonomic composite grip for comfort and reduced vibration

Best for: Heavy grinding and MRO applications

Model #	Motor (hp)	Motor Kw	Max. Wheel Dia. (in)	Guard Type	Speed (rpm)	Exhaust	Spindle Size	Weight (lb)	Weight (kg)	Length (in)	Length (mm)	Air Inlet (npt)	Rec. Hose (id. In)	Air Cons. (cfm)	Avg. Air Cons. (cfm)
UT2740-1	0.75	0.51	4" Type 27	Type 27	12,000	Front	3/8" - 24	4.0	1.8	9.0	229	1/4"	3/8"	28	7.0
UT8775-1	0.9	0.66	4" Type 27	Type 27	10,000	Side	3/8" - 24	3.5	1.6	8.0	203	1/4"	3/8"	24	6.0
UT8748-4	1	0.73	4" Type 27	Type 27	13,500	Rear	3/8" - 24	3.2	1.45	12.0	305	1/4"	3/8"	20	5.0
UT8780-1	0.9	0.66	5" Type 27	Type 27	10,000	Side	5/8" - 11	3.6	1.6	8.0	203	1/4"	3/8"	24	6.0

Recommended Air Pressure of 90 psi - 6.2 bar



UT8749-1

UT8749-1 4" Extended Angle Grinder

UT8749-5 5" Extended Angle Grinder

- 1.0 HP motor for added stall resistance
- Heavy duty alloy steel spiral gears
- Insulated composite grip reduces weight and operator fatigue
- Single piece motor-angle head housing adds durability
- Safety lock-off throttle
- Patented adjustable 260° rotational guard

Best for: Heavy duty continuous grinding



UT8785-4

UT8785-4-1 4" Angle Grinder

UT8785-5-1 5" Angle Grinder

- 1.3 HP Motor for added stall resistance
- Safety lock-off throttle
- One piece housing reduces maintenance costs
- Heavy duty air cooled spiral gears and double bearings for added durability
- Ergonomic composite grip for comfort and reduced vibration
- Exhaust silencing for added noise control
- Left or right hand assist handle positions

Best for: Continuous use heavy duty surface preparation and material removal



UT8766

UT8766 7" Angle Grinder

UT8766-25 7" Angle Grinder 2.5 HP

UT8766-25-85 7" Angle Grinder 2.5 HP

UT8766-259 9" Angle Grinder 2.5 HP

- High HP Motor for added stall resistance
- Safety lock-off throttle
- One piece housing reduces maintenance costs
- Heavy duty air cooled spiral gears and double bearings for added durability
- Ergonomic composite grip for comfort and reduced vibration
- Dual exhaust silencing for added noise control
- Left or right hand assist handle positions

Best for: Continuous use extra heavy duty surface preparation and material removal

Model #	Motor (hp)	Motor Kw	Max. Wheel Dia. (in)	Guard Type	Speed (rpm)	Exhaust	Spindle Size	Weight (lb)	Weight (kg)	Length (in)	Length (mm)	Air Inlet (npt)	Rec. Hose (id. In)	Air Cons. (cfm)	Avg. Air Cons. (cfm)
UT8749-1	1.0	0.73	4" Type 27	Type 27	12,000	Rear	3/8"-24	4.0	1.8	11.0	280	1/4"	3/8"	20	5.0
UT8749-5	1.0	0.73	5" Type 27	Type 27	12,000	Rear	5/8"-11	4.0	1.8	11.5	292	1/4"	3/8"	20	5.0
UT8785-4-1	1.3	0.95	4" Type 27	Type 27	11,000	Side	3/8" - 24	4.8	2.2	10.5	266	3/8"	3/8"	26	6.5
UT8785-5-1	1.3	0.95	5" Type 27	Type 27	11,000	Side	5/8" - 11	4.8	2.2	10.5	266	3/8"	3/8"	26	6.5
UT8766	1.7	1.25	7" Type 27	Type 27	7,500	Side	5/8" - 11	6.9	3.1	12.5	318	3/8"	1/2"	28	7.0
UT8766-25	2.5	1.84	7" Type 27	Type 27	7,000	Side	5/8" - 11	7.7	3.5	12.9	327	3/8"	1/2"	40	10.0
UT8766-25-85	2.5	1.84	7" Type 27	Type 27	8,500	Side	5/8" - 11	7.7	3.5	12.9	327	3/8"	1/2"	40	10.0
UT8766-259	2.5	1.84	9" Type 27	Type 27	6,000	Side	5/8" - 11	7.8	3.6	12.9	327	3/8"	1/2"	40	10.0

Recommended Air Pressure of 90 psi - 6.2 bar



UT8767-23 7" Vertical Grinder 2.3 HP

- 2.3 HP Motor prevents stall under load
 - Safety lock-off throttle
 - Governor controlled to maintain speed for optimum material removal
 - Double bearing spindle design for durability
 - Built-in exhaust silencer system
 - Power Packed 2.3 HP Six Vane Motor
- Best for: Continuous heavy duty grinding**



UT8769-23 9" Vertical Grinder 2.3 HP

- 2.3 HP Motor prevents stall under load
 - Safety lock-off throttle
 - Governor controlled to maintain speed for optimum material removal
 - Double bearing spindle design for durability
 - Built-in exhaust silencer system
 - Power Packed 2.3 HP Six Vane Motor
- Best for: Continuous heavy duty grinding**



UT8768-3V-60-7

UT8768-3V-60-6 / UT8768-4V-60-6 UT8768-3V-60-7 / UT8768-4V-60-7 UT8768-3V-60-9 / UT8768-4V-60-9 3.0 and 4.0 HP Vertical Grinder Series

- Governed Motor for constant speed
 - Housing made from high grade aluminum alloy for maximum strength
 - Safety lock-off throttle and side assist handle for operating comfort
 - Internal silencing reduces noise level
 - Wheel guards and flanges follow ANSI standards
- Best for: Heavy duty continuous grinding**



UT8768-3V-60-6



UT8768-3V-60-9

Model #	Motor (hp)	Motor (kw)	Max. Wheel Dia. (in)	Guard Type	Speed (rpm)	Exhaust	Spindle Size	Weight (lb)	Weight (kg)	Length (in)	Length (mm)	Air Inlet (npt)	Rec. Hose (id. in)	Air Cons. (cfm)	Avg. Air Cons. (cfm)
UT8767-23	2.3	1.71	7" Type 27	Type 27	7,000	Side	5/8" - 11	7.20	3.30	12.50	318	1/2"	1/2"	60	15
UT8769-23	2.3	1.71	9" Type 27	Type 27	6,000	Side	5/8" - 11	7.50	3.40	12.50	318	1/2"	1/2"	60	15
UT8768-3V-60-6	3.0	2.20	Type 6" Cup	Type 11	6,000	Side	5/8" - 11	9.90	4.10	12.75	324	1/2"	1/2"	80	20
UT8768-3V-60-7	3.0	2.20	7" Type 27	Type 27	6,000	Side	5/8" - 11	9.25	3.85	12.00	305	1/2"	1/2"	80	20
UT8768-3V-60-9	3.0	2.20	9" Type 27	Type 27	6,000	Side	5/8" - 11	9.90	4.10	13.00	330	1/2"	1/2"	80	20
UT8768-4V-60-6	4.0	2.93	Type 6" Cup	Type 11	6,000	Side	5/8" - 11	11.50	4.80	12.75	324	1/2"	1/2"	95	24
UT8768-4V-60-7	4.0	2.93	7" Type 27	Type 27	6,000	Side	5/8" - 11	11.90	4.80	12.00	305	1/2"	1/2"	95	24
UT8768-4V-60-9	4.0	2.93	9" Type 27	Type 27	6,000	Side	5/8" - 11	12.50	5.00	13.00	330	1/2"	1/2"	95	24

Recommended Air Pressure of 90 psi - 6.2 bar

VERTICAL, HORIZONTAL & CONE WHEEL GRINDERS



UT200H-60-6



UT200H-90-CW



UT200H-90-CWE

UT200H-60-6 / UT200H-90-CW UT200H-90-CWE

Horizontal Grinder Series

- 2.0 HP Motor prevents stall under load
- Governor controlled to maintain speed for optimum material removal
- Safety lock-off throttle
- Double pre-loaded bearing spindle design adds reliability
- Steel motor housing and spindle housing increase durability
- Time proven reliable design
- UT200H-90-CW: Cone wheel tool
- UT200H-90-CWE: 26" OAL for added reach

Best for: Heavy duty continuous grinding



UT300H-60-6



UT300H-60-6G

UT300H-60-6 / UT300H-60-6G UT300H-60-8 / UT300H-60-8G

Horizontal Grinder Series

- 3.0 HP Motor for extra stall resistance
- Safety lock-off throttle
- Stainless steel governor for reliability and maintaining speed under load
- "Technaloy" housing provides ultimate strength with low weight
- Built-in lubricator increases reliability
- UT300H-60-6G and UT300H-60-8G: Feature "D" handle for increased operator control

Best for: Extra heavy duty continuous material removal



UT400H-60-6



UT400H-60-6G

UT400H-60-6 / UT400H-60-6G UT400H-60-8 / UT400H-60-8G

Horizontal Grinder Series

- 4.0 HP Motor for ultimate stall resistance
- Safety lock-off throttle
- Stainless steel governor for reliability and maintaining speed under load
- Built-in lubricator increases reliability
- "Technaloy" housing provides ultimate strength with low weight
- UT400H-60-6G and UT400H-60-8G: Feature "D" handle for increased operator control

Best for: Heavy duty continuous grinding

Model #	Motor (hp)	Motor Kw	Max. Wheel Dia. (in)	Guard Type	Speed (rpm)	Exhaust	Spindle Size	Weight (lb)	Weight (kg)	Length (in)	Length (mm)	Air Inlet (npt)	Rec. Hose (id. In)	Air Cons. (cfm)	Avg. Air Cons. (cfm)
UT200H-60-6	2.0	1.47	6" Type 1	Type 1	6,000	Side	5/8" -11	13.5	6.1	19.50	495	1/2"	1/2"	40	10.0
UT200H-90-CW	2.0	1.47	3" Cone	N/A	9,000	Side	5/8" -11	9.0	4.1	17.50	445	1/2"	1/2"	40	10.0
UT200H-90-CWE	2.0	1.47	3" Cone	N/A	9000	Side	5/8" -11	11.0	4.9	26.00	660	1/2"	1/2"	40	10.0
UT300H-60-6	3.0	2.20	6" Type 1	Type 1	6,000	Side	5/8" -11	10.5	4.8	20.25	514	1/2"	1/2"	53	13.3
UT300H-60-6G	3.0	2.20	6" Type 1	Type 1	6,000	Side	5/8" -11	10.5	4.8	20.25	514	1/2"	1/2"	53	13.3
UT300H-60-8	3.0	2.20	8" Type 1	Type 1	6,000	Side	5/8" -11	10.5	4.8	20.25	514	1/2"	1/2"	53	13.3
UT300H-60-8G	3.0	2.20	8" Type 1	Type 1	6,000	Side	5/8" -11	10.5	4.8	20.25	514	1/2"	1/2"	53	13.3
UT400H-60-6	4.0	2.93	6" Type 1	Type 1	6,000	Side	5/8" -11	12.5	5.7	21.00	533	1/2"	1/2"	64	16.0
UT400H-60-6G	4.0	2.93	6" Type 1	Type 1	6,000	Side	5/8" -11	12.5	5.7	21.00	533	1/2"	1/2"	64	16.0
UT400H-60-8	4.0	2.93	8" Type 1	Type 1	6,000	Side	5/8" -11	12.5	5.7	21.00	533	1/2"	1/2"	64	16.0
UT400H-60-8G	4.0	2.93	8" Type 1	Type 1	6,000	Side	5/8" -11	12.5	5.7	21.00	533	1/2"	1/2"	64	16.0

Recommended Air Pressure of 90 psi - 6.2 bar



UT8897S 0.9 HP 5" High Speed Sander

- 0.9 HP for stall resistance
- Ported throttle valve for ultimate control and reliability
- Through handle exhaust with silencing system
- Double front bearing for smooth operation and durability

Best For: Heavy Duty continuous sanding/surface preparation



UT8749S Heavy Duty 5" Angle Sander

- 1.0 HP motor for added stall resistance
- Single piece motor-angle head housing adds durability
- Safety lock-off throttle
- Heavy duty alloy steel spiral gears
- Insulated composite grip reduces weight and operator fatigue

Best For: Heavy Duty continuous sanding/surface preparation



UT8756-1 7" Angle Sander

- 1.0 HP Motor for good stall resistance
- Safety lock-off throttle
- Built-in regulator for positive speed control
- Heavy duty spiral gears for reliability

Best for: General surface preparation and material removal



UT8766S 7" Angle Sander

- 1.7 HP Motor for ultimate stall resistance
- Safety lock-off throttle
- One piece housing reduces maintenance costs
- Heavy duty air cooled spiral gears and double bearings for added reliability
- Ergonomic composite grip for comfort and reduced vibration and dual exhaust silencing for noise control
- Left or right hand assist handle positions

Best for: Continuous use heavy duty surface preparation and material removal



UT8767S-23 7" Vertical Sander

- 2.3 HP governor controlled motor for demanding sanding applications
- Safety lock-off throttle
- Built-in exhaust silencing
- Double front bearing for smooth operation and durability

Best for: Continuous use heavy duty surface preparation and material removal

Model #	Motor (hp)	Motor (Kw)	Pad Dia. (in)	Speed (rpm)	Exhaust	Spindle Size	Weight (lb)	Weight (kg)	Height (in)	Length (in)	Length (mm)	Air Inlet (npt)	Rec. Hose (id. in)	Air Cons. (cfm)	Avg. Air Cons. (cfm)
UT8897S	0.9	0.65	5	20,000	Handle	3/8"-24"	1.7	0.80	2.0	7.75	197	1/4"	3/8"	18.4	4.6
UT8749S	1.0	0.73	5	9,000	Rear	5/8"-11"	4.0	1.80	2.5	11.00	280	1/4"	3/8"	28.0	7.0
UT8756-1	1.0	0.73	7	4,500	Front	5/8"-11"	4.8	2.20	3.0	12.00	305	1/4"	3/8"	28.0	7.0
UT8766S	1.7	1.25	7	7,500	Side	5/8"-11"	6.9	3.10	5.2	12.50	318	3/8"	1/2"	28.0	7.0
UT8767S-23	2.3	1.71	7	7,000	Side	5/8"-11"	7.5	3.40	11.2	9.25	235	3/8"	1/2"	60.0	15.0

Recommended Air Pressure of 90 psi - 6.2 bar

HIGH SPEED, ANGLE, VERTICAL & ORBITAL SANDERS



UT8788

6" Dual Action Sander

- Lubrication free motor with double sealing to prevent dust contamination
- Internal silencing system reduces noise level to 82 dBA
- Built-in thumb operated speed regulator for instant control
- Low profile 3-3/4" high

Best for: Finishing wood, composite and pre painted surfaces



UT8791 / UT8794

3/16" Orbital Jitterbug Sander

- 0.40 HP motor provides power to match the job
- Built-in regulator for positive control
- Rear exhaust with built-in silencing system for noise control
- Heavy duty sealed bearing for durability

Best for: Finishing wood, composite and pre painted surfaces



UT8798-5 / UT8798-6

Orbital Palm Sander

- 12000 RPM with 3/16" orbit
- Built-in regulator for positive control
- Contoured composite comfort grip
- Weighs only 1.7 lbs
- Double sealed bearing increase life
- Complete with removable dust extraction shroud and hook-up

Best for: Finishing wood, composite and painted surfaces



UT8799-165 / UT8799-166

3/16" Orbital Palm Sander

- 12000 RPM with 3/16" orbit
- Only 80 dBA noise level and <2.5> ms/sec vibration
- Choice of 5" or 6" balanced pads
- Built-in regulator for precise control
- Contoured composite comfort grip
- Weighs only 1.7 lbs
- Low profile only 3-1/2"
- Double sealed bearings increase reliability
- Hook and loop type pads available

Best for: Finishing wood, composite and painted surfaces

Model #	Motor (hp)	Motor (kw)	Orbit	Pad Dia. (in)	Speed (rpm)	Exhaust	Spindle Size	Weight (lb)	Weight (kg)	Height (in)	Length (in)	Length (mm)	Air Inlet (npt)	Rec. Hose (id. in)	Air Cons. (cfm)	Avg. Air Cons. (cfm)
UT8788	0.50	0.36	3/16"	6"	10,000	Handle	5/16"-24	2.25	1.0	3.75	10.5	267	1/4"	3/8"	20	5.0
UT8791	0.40	0.29	3/16"	4" x 6"	10,000	Rear	NA	2.20	1.0	3.80	6.5	165	1/4"	3/8"	18	4.5
UT8794	0.40	0.29	3/32"	3" x 4"	10,000	Rear	NA	1.80	0.8	3.80	4.5	114	1/4"	3/8"	18	4.5
UT8798-5	0.50	0.36	3/16"	5"	12,000	Rear	5/16" - 24	3.75	1.7	3.80	4.5	114	1/4"	3/8"	20	5.0
UT8798-6	0.50	0.36	3/16"	6"	12,000	Rear	5/16" - 24	3.75	1.7	3.80	4.5	114	1/4"	3/8"	20	5.0
UT8799-165	0.35	0.25	3/16"	5"	12,000	Rear	5/16" - 24	1.70	0.8	3.50	3.5	89	1/4"	3/8"	16	4.0
UT8799-166	0.35	0.25	3/16"	6"	12,000	Rear	5/16" - 24	1.70	0.8	3.50	3.5	89	1/4"	3/8"	16	4.0

Recommended Air Pressure of 90 psi - 6.2 bar

UT8702-1



UT8703-1


UT8702-1 Belt Sander 3/8" x 13" Belt
UT8703-1 Belt Sander 3/4" x 20-1/2" Belt

- Head rotates 180° for operating convenience and comfort
- Variable speed throttle for positive control
- Integral belt tracking keeps sanding belt in place

Best for: Light grinding, sanding and deburring



UT8718K



UT8719K


UT8718 Belt Sander 1/2" x 12" Belt
UT8718K Belt Sander Kit 1/2" x 12" Belt
UT8719 Belt Sander 3/4" x 18" Belt
UT8719K Belt Sander Kit 3/4" x 18" Belt

- Head rotates 360° for operator convenience and comfort
- Interchangeable contact arms maximize operational capability
- Safety lock-off throttle
- Ergonomically designed side handle and grip for comfort and control
- Swivel air inlet and built-in silencing for noise control
- UT8718 Kit includes 4 interchangeable contact arms, 6 abrasive belts and 2 surface conditioning belts
- UT8719 Kit includes 6 interchangeable contact arms, 9 abrasive belts and 2 surface conditioning belts

Best for: Light grinding, sanding, deburring and engine port work


UT8701 Offset Belt Sander 1/4", 1/2" x 24" Belt

- Superior belt tracking permits use of 1/4", 1/2" x 24" long belts
- Advanced ergonomic design composite grip
- Low weight composite belt guard allows quick and easy belt changes
- Safety lock-off throttle
- Built-in regulator adds control
- Interchangeable contact arms
- 0.5 HP motor provides power for sanding, grinding, deburring, blending and polishing

Best for: Continuous sanding and surface preparation

Model #	Motor (hp)	Motor (Kw)	Belt Size	Speed (rpm)	Exhaust	Weight (lb)	Weight (kg)	Height (in)	Length (in)	Length (mm)	Air Inlet (npt)	Rec. Hose (id. in)	Air Cons. (cfm)	Avg. Air Cons. (cfm)
UT8702-1	0.25	0.18	3/8" x 13"	16,000	Side	1.8	0.8	3.5	11.00	279	1/4"	3/8"	18	4.5
UT8703-1	0.25	0.18	3/4" x 20-1/2"	16,000	Side	3.0	1.4	4.6	13.75	349	1/4"	3/8"	20	5.0
UT8718	0.25	0.18	1/2" x 12"	20,000	Handle	2.2	1.0	5.5	12.00	305	1/4"	3/8"	16	4.0
UT8718K	0.25	0.18	1/2" x 12"	20,000	Handle	5.0	2.3	5.5	12.00	305	1/4"	3/8"	16	4.0
UT8719	0.30	0.22	3/4" x 18"	18,000	Handle	2.9	1.3	4.5	15.35	390	1/4"	3/8"	16	4.0
UT8719K	0.30	0.22	3/4" x 18"	18,000	Handle	6.8	3.0	6.5	15.35	390	1/4"	3/8"	16	4.0
UT8701	0.50	0.37	1/4"- 1/2" x 24"	20,000	Handle	3.1	1.4	4.6	15.75	400	1/4"	3/8"	20	5.0

Recommended Air Pressure of 90 psi - 6.2 bar

DRILLS



- The UT line of Industrial Drills, has been developed to offer a wide selection of product choices to meet the increased market demands for quality, accuracy and dependability; as well as meeting increased demands for low vibration, temperature insulation and general operator comfort.

- The Universal Tool line of drills offers a selection of fully enclosed gear and planetary gear drives. Various models within the UT Drill Series feature our "Softouch" coating; or comfort grips which provides insulation to the operator, along with reduced vibration.

- Handle design and balance are key features; these features coupled with our precision ported throttle design offer optimum operator comfort and control in continuous processes.

- We use only the highest grade materials, bearings, needle bearings and precision gears, to meet customer expectations for quality and dependability.

- With a wide range of speed choices, and HP capability the UT line of drills covers the needs of high volume continuous assembly processes, airframe and aerospace applications as well as intermittent MRO uses.


UT8825R
UT8825 1/4" Drill
UT8825R 1/4" Reversible Drill

- Precision control two step trigger
- Spindle run out 0.002" for accuracy
- Internal handle silencing reduces noise level to 84 dBA
- Composite motor housing and handle for comfort
- Trigger mounted reverse for model U8825R provides instant change of direction

Best for: General purpose drilling in tight areas


UT2815R
UT2815R 3/8" Reversible Drill

- 0.75 HP Motor for extra stall resistance
- Reliable planetary gear system
- Trigger mounted reverse switch for convenient change of direction
- Contoured composite grip for comfort

Best for: Intermittent general drilling and MRO


UT2855R
**UT2855R / UT2885R-7
1/2" Reversible Drill**

- 0.75 HP Motor for extra stall resistance
- Reliable planetary gear system
- Trigger mounted reverse switch for convenient change of direction
- Contoured composite grip for comfort

Best for: Intermittent general drilling and MRO


UT8833R-1

UT8840R-1
UT8833R-1 3/8" Reversible Drill
UT8840R-1 1/2" Reversible Drill

- 0.75 HP Motor for extra stall resistance
- Double injection ergonomically advanced housing and grip
- Variable speed trigger with reverse on both sides
- Patented silencer reduces noise to 83 dBA
- Precision machined planetary gears with needle bearings
- Steel gear case for added durability

Best for: Heavy duty continuous drilling

Model #	Motor (hp)	Motor (Kw)	Speed (rpm)	Exhaust	Chuck	Weight (lb)	Weight (kg)	Length (in)	Length (mm)	Air Inlet (npt)	Rec. Hose (id. in)	Air Cons. (cfm)	Avg. Air Cons. (cfm)
UT8825	0.30	0.22	2,600	Handle	1/4"	1.8	0.81	5.70	145.0	1/4"	3/8"	10	2.5
UT8825R	0.30	0.22	2,600	Handle	1/4"	1.8	0.81	5.70	145.0	1/4"	3/8"	10	2.5
UT2815R	0.75	0.51	1,800	Handle	3/8"	2.5	1.00	7.00	165.0	1/4"	3/8"	14	3.5
UT2855R	0.75	0.51	450	Handle	1/2"	3.0	1.40	9.00	220.5	1/4"	3/8"	14	3.5
UT2855R-7	0.75	0.51	700	Handle	1/2"	3.0	1.40	9.00	220.5	1/4"	3/8"	14	3.5
UT8833R-1	0.75	0.51	1,800	Handle	3/8"	2.4	1.10	7.00	178.0	1/4"	3/8"	14	3.5
UT8840R-1	0.75	0.51	800	Handle	1/2"	2.9	1.30	8.50	216.0	1/4"	3/8"	14	3.5

Recommended Air Pressure of 90 psi - 6.2 bar



UT8860R-1

3/8" Reversible Angle Drill

- 0.5 HP Motor for extra stall resistance
- Heavy duty spiral gears for reliability
- Rear exhaust keeps work area clean from cuttings
- Convenient button reverse switch

Best for: Heavy duty drilling in tight access areas



UT8895

UT8895 / UT8895R 3/8" Drill / Reversible Drill

- 0.9 HP Motor for ultimate stall resistance
- Fully caged gears with needle bearings for ultimate reliability
- Ported throttle valve for ultimate control and reliability
- Through handle exhaust with built-in silencing system
- Advanced ergonomically designed handle with "Softouch" coating offers ultimate comfort and reduced vibration
- Jacobs® industrial chuck for accuracy and durability
- Reversible models are ideal for reaming and rivet removal

Best for: Continuous drilling in high volume applications



UT8896

UT8896/ UT8896R 1/2" Drill / Reversible Drill

- 0.9 HP Motor for ultimate stall resistance
- Fully caged gears with needle bearings for ultimate reliability
- Ported throttle valve for ultimate control and reliability
- Through handle exhaust with built-in silencing system
- Advanced ergonomically designed handle with "Softouch" coating offers ultimate comfort and reduced vibration
- Jacobs® industrial chuck for accuracy and durability
- Assist handle for added control

Best for: Continuous drilling in high volume applications

Model #	Motor (hp)	Motor (Kw)	Speed (rpm)	Exhaust	Chuck	Weight (lb)	Weight (kg)	Length (in)	Length (mm)	Air Inlet (npt)	Rec. Hose (id. in)	Air Cons. (cfm)	Avg. Air Cons. (cfm)
UT8860R-1	0.5	0.37	1,800	Rear	3/8"	2.5	1.1	7.00	178	1/4"	3/8"	14.0	4.0
UT8895	0.9	0.66	2,600	Handle	3/8"	2.1	1.0	7.75	197	1/4"	3/8"	18.4	4.6
UT8895R	0.8	0.59	1,800	Handle	3/8"	2.1	1.0	7.75	197	1/4"	3/8"	18.4	4.6
UT8896	0.9	0.66	500	Handle	1/2"	3.2	1.5	9.50	241	1/4"	3/8"	18.4	4.6
UT8896R	0.8	0.59	400	Handle	1/2"	3.2	1.5	9.50	241	1/4"	3/8"	18.4	4.6

Recommended Air Pressure of 90 psi - 6.2 bar


UT8897 1/4" Drill

- 0.9 HP Motor for ultimate stall resistance
- Double front bearing spindle for smooth operation and durability
- High speed for the fastest work in lighter weight materials
- Through handle exhaust with built-in silencing system
- Advanced ergonomically designed handle with "Softouch" coating offers ultimate comfort and reduced vibration Jacobs® industrial chuck for accuracy and durability

Best for: Fast drilling in alloys and other light materials


UT8894 1/4" Drill

- 0.9 HP Motor for ultimate stall resistance
- Fully caged gears with needle bearings for ultimate reliability
- Ported throttle valve for ultimate control and reliability
- Through handle exhaust with built-in silencing system
- Advanced ergonomic handle design with insulated coating for maximum operator comfort
- Jacobs® industrial chuck for accuracy and durability

Best for: Continuous high speed precision drilling in alloys


UT8843-8 1/2" "D" Handle Drill
UT8843-12 1/2" "D" Handle Drill

- 1.1 HP Double reduction Gear train for High Torque to drill up to 5/8" Diameter holes
- "D" Handle with inside trigger provides control
- Large Side handle is mountable on either side of tool and permits additional operator control

Best for: Heavy Duty Drilling in high grade metals

Model #	Motor (hp)	Motor (Kw)	Throttle Style	Speed (rpm)	Exhaust	Chuck	Weight (lb)	Weight (kg)	Length (in)	Length (mm)	Air Inlet (npt)	Rec. Hose (id. in)	Air Cons. (cfm)	Avg. Air Cons. (cfm)
UT8897	0.9	0.66	Ported	20,000	Handle	1/4"	2.0	0.9	7.60	193	1/4"	3/8"	18.4	4.6
UT8894	0.9	0.66	Ported	6,000	Handle	1/4"	2.0	0.9	7.60	193	1/4"	3/8"	18.4	4.6
UT8843-8	1.1	0.75	N/A	800	Bottom	1/2"	7.1	3.3	7.75	197	1/2"	1/2"	30.0	7.5
UT8843-12	1.1	0.75	N/A	1,200	Bottom	1/2"	7.1	3.3	7.75	197	1/2"	1/2"	30.0	7.5

Recommended Air Pressure of 90 psi - 6.2 bar

AIRCRAFT TOOLS



- Machined Carbon Fiber Blades for Lubrication Free Operation
- Highest Precision Engineering Ensures 600,000 Cycles of Use
- Interchangeable Drilling Attachments



UT8892 Precision Pistol Drill Series

- Machined carbon fiber blades for lubrication free operation
- Highest precision engineering ensures 600,000 cycles of use
- Internal silencer baffle reduces noise pressure level to 75 dBA
- Precision needle bearings and gears and gear case interchangeable with leading brand
- Advanced ergonomic handle design with insulated coating for maximum operator comfort
- Ported throttle valve for precise variable speed control

Best for: Continuous precision air frame work



UT8892SP Internal Spline Drive Tool Series

- Machined carbon fiber blades for lubrication free operation
- Highest precision engineering ensures 600,000 cycles of use
- Internal silencer baffle reduces noise pressure level to 75 dBA
- Precision needle bearings and gears and gear case interchangeable with leading brand
- Advanced ergonomic handle design with insulated coating for maximum operator comfort
- Ported throttle valve for precise variable speed control
- Internal spline drive for use with Universal Tool or Jiffy® "L"- Foot and Pancake Drilling Attachments

Best for: Continuous precision air frame work

Model #	Motor (hp)	Motor (Kw)	Gear Ratio	Throttle Style	Speed (rpm)	Exhaust	Chuck	Weight (lb)	Weight (kg)	Length (in)	Length (mm)	Air Inlet (npt)	Rec. Hose (id. in)	Air Cons. (cfm)	Avg. Air Cons. (cfm)
UT8892-5	0.45	0.33	40:1	Ported	500	Rear	1/4"	1.30	0.60	7.50	191	1/4"	3/8"	16.0	4.0
UT8892-10	0.45	0.33	20:1	Ported	1,000	Rear	1/4"	1.30	0.60	7.50	191	1/4"	3/8"	16.0	4.0
UT8892-24	0.45	0.33	9:1	Ported	2,400	Rear	1/4"	1.20	0.54	7.40	188	1/4"	3/8"	16.0	4.0
UT8892-33	0.45	0.33	6:1	Ported	3,300	Rear	1/4"	1.20	0.54	7.40	188	1/4"	3/8"	16.0	4.0
UT8892-45	0.45	0.33	5:1	Ported	4,500	Rear	1/4"	1.20	0.54	7.40	188	1/4"	3/8"	16.0	4.0
UT8892-60	0.45	0.33	3.3:1	Ported	6,000	Rear	1/4"	1.20	0.54	7.40	188	1/4"	3/8"	16.0	4.0
UT8892-200	0.45	0.33	1:1	Ported	20,000	Rear	1/4"	1.20	0.54	7.40	188	1/4"	3/8"	16.0	4.0
UT8892SP-5	0.45	0.33	40:1	Ported	500	Rear	Internal Spline	1.10	0.50	6.25	159	1/4"	3/8"	16.0	4.0
UT8892SP-10	0.45	0.33	20:1	Ported	1,000	Rear	Internal Spline	1.10	0.50	6.25	159	1/4"	3/8"	16.0	4.0
UT8892SP-24	0.45	0.33	9:1	Ported	2,400	Rear	Internal Spline	1.05	0.48	6.25	159	1/4"	3/8"	16.0	4.0
UT8892SP-33	0.45	0.33	6:1	Ported	3,300	Rear	Internal Spline	1.05	0.48	6.25	159	1/4"	3/8"	16.0	4.0

Recommended Air Pressure of 90 psi - 6.2 bar

PRECISION AIRCRAFT DRILLS & INTERNAL SPLINE DRIVE TOOLS



UT8898

Aircraft Drill Series

- 0.7 HP Motor for ultimate stall resistance
- Machined carbon fiber blades for lubrication free operation
- Highest precision engineering ensures 600,000 cycles of use
- Advanced ergonomically designed handle with "Softouch" coating offers ultimate comfort and reduced vibration
- Ported throttle valve for ultimate control and reliability
- Through handle exhaust with built-in silencing baffle reduces noise level to 83dBa
- Precision engineered to guarantee runout of less than .0015"

Best for: Continuous precision air frame work

Model #	Motor (hp)	Motor (Kw)	Throttle Style	Speed (rpm)	Exhaust	Chuck (in)	Weight (lb)	Weight (kg)	Length (in)	Length (mm)	Air Inlet (npt)	Rec. Hose (id. in)	Air Cons. (cfm)	Avg. Air Cons. (cfm)
UT8898-3	0.70	0.66	Ported	300	Handle	3/8"	2.1	0.90	7.90	201	1/4"	3/8"	22.0	5.5
UT8898-5	0.70	0.66	Ported	500	Handle	3/8"	2.1	0.90	7.90	201	1/4"	3/8"	22.0	5.5
UT8898-13	0.70	0.66	Ported	1,300	Handle	3/8"	2.1	0.90	7.90	201	1/4"	3/8"	22.0	5.5
UT8898-26	0.70	0.66	Ported	2,600	Handle	3/8"	2.0	0.85	7.20	183	1/4"	3/8"	22.0	5.5
UT8898-33	0.70	0.66	Ported	3,300	Handle	3/8"	2.0	0.85	7.20	183	1/4"	3/8"	22.0	5.5
UT8898-60	0.70	0.66	Ported	6,000	Handle	1/4"	2.0	0.75	7.20	183	1/4"	3/8"	22.0	5.5

Recommended Air Pressure of 90 psi - 6.2 bar



UT8891 Low Profile Drill Attachment



UT8891HD Heavy Duty Drill Attachment

UT8891 Aircraft Angle Drill Series

- 0.45 HP motor ensures no slow down & clean break through
- Machined carbon fiber blades for lubrication free operation
- Highest precision engineering ensures 600,000 cycles of use
- Internal silencer baffle reduces noise pressure to 81 dBA
- Precision engineered angle head and gears supported by ball bearings; and 1/4" x 28 TPI internal thread
- Motor parts 100% interchangeable with UT8892 pistol drills and UT8724 die grinder series
- Angle head interchangeable with UT8893 series

Best for: Continuous precision air frame work

Model #	Motor (hp)	Motor (Kw)	Gear Ratio	Speed (rpm)	Exhaust	Chuck	Weight (lb)	Weight (kg)	Length (in)	Length (mm)	Air Inlet (npt)	Rec. Hose (id. in)	Air Cons. (cfm)	Avg. Air Cons. (cfm)
UT8891-5	0.45	0.33	40:1	500	Rear	1/4" x 28 TPI	1.87	0.85	10.25	260	1/4"	3/8"	16	4.0
UT8891-10	0.45	0.33	20:1	1,000	Rear	1/4" x 28 TPI	1.87	0.85	10.25	260	1/4"	3/8"	16	4.0
UT8891-24	0.45	0.33	9:1	2,400	Rear	1/4" x 28 TPI	1.66	0.75	9.75	248	1/4"	3/8"	16	4.0
UT8891-33	0.45	0.33	6:1	3,300	Rear	1/4" x 28 TPI	1.66	0.75	9.75	248	1/4"	3/8"	16	4.0
UT8891-45	0.45	0.33	5:1	4,500	Rear	1/4" x 28 TPI	1.66	0.75	9.75	248	1/4"	3/8"	16	4.0
UT8891-60	0.45	0.33	3.3:1	6,000	Rear	1/4" x 28 TPI	1.66	0.75	9.75	248	1/4"	3/8"	16	4.0
UT8891HD-5	0.45	0.33	40:1	500	Rear	1/4" x 28 TPI	1.87	0.85	10.25	260	1/4"	3/8"	16	4.0
UT8891HD-10	0.45	0.33	20:1	1,000	Rear	1/4" x 28 TPI	1.87	0.85	10.25	260	1/4"	3/8"	16	4.0
UT8891HD-24	0.45	0.33	9:1	2,400	Rear	1/4" x 28 TPI	1.66	0.75	9.75	248	1/4"	3/8"	16	4.0
UT8891HD-33	0.45	0.33	6:1	3,300	Rear	1/4" x 28 TPI	1.66	0.75	9.75	248	1/4"	3/8"	16	4.0
UT8891HD-45	0.45	0.33	5:1	4,500	Rear	1/4" x 28 TPI	1.66	0.75	9.75	248	1/4"	3/8"	16	4.0
UT8891HD-60	0.45	0.33	3.3:1	6,000	Rear	1/4" x 28 TPI	1.66	0.75	9.75	248	1/4"	3/8"	16	4.0

Recommended Air Pressure of 90 psi - 6.2 bar

PRECISION AIRCRAFT ANGLE & STRAIGHT DRILLS



UT8895RSP / UT8896RSP

Reversible Internal Spline Drive Tool

- 0.8 HP Motor for ultimate stall resistance
- Fully caged gears with needle bearings for ultimate reliability
- Ported throttle valve for ultimate control and reliability
- Through handle exhaust with built-in silencing system
- Advanced ergonomically designed handle with "Softouch" coating offers ultimate comfort and reduced vibration
- Internal spline drive for use with Universal Tool or Jiffy® "L"- foot and pancake drilling attachments
- Reversible for back drilling requirements

Best for: Continuous precision air frame work



UT8893 Series



UT8893S Series

UT8893

Aircraft Angle Drill Series

- 0.9 HP motor ensures no slow down & clean break through even for larger diameter holes in high grade special alloy materials
- Highest precision engineering ensures 600,000 cycles of use
- Internal silencer baffle reduces noise pressure to 78 dBA
- Advanced ergonomic handle design with insulated coating for maximum operator comfort
- Ported throttle valve for precise variable speed control

Best for: Continuous precision air frame work and general industrial applications

UT8893M-Motor Only

Model #	Motor (hp)	Motor (Kw)	Gear Ratio	Speed (rpm)	Exhaust	Chuck	Weight (lb)	Weight (kg)	Length (in)	Length (mm)	Air Inlet (npt)	Rec. Hose (id. in)	Air Cons. (cfm)	Avg. Air Cons. (cfm)
UT8895RSP	0.80	0.59	8:01	1,800	Rear	Internal Spline	2.1	1.00	7.00	178	1/4"	3/8"	18	4.5
UT8895RSP-30	0.80	0.59	6.6:1	3,000	Handle	Internal Spline	2.1	1.00	7.00	178	1/4"	3/8"	18	4.5
UT8896RSP	0.80	0.59	N/A	400	Handle	Internal Spline	2.8	1.10	7.50	197	1/4"	3/8"	18	4.5
UT8893-5	0.90	0.66	40:1	500	Rear	1/4" x 28 TPI	2.5	1.13	10.90	278	1/4"	3/8"	18	4.5
UT8893-26	0.90	0.66	8:1	2,600	Rear	1/4" x 28 TPI	2.4	1.08	10.90	278	1/4"	3/8"	18	4.5
UT8893-60	0.90	0.66	3.3:1	6,000	Rear	1/4" x 28 TPI	2.4	1.08	10.90	278	1/4"	3/8"	18	4.5
UT8893-26S	0.90	0.66	8:1	2,600	Rear	3/8"	2.4	1.08	10.25	260	1/4"	3/8"	18	4.5
UT8893-60S	0.90	0.66	3.3:1	6,000	Rear	3/8"	2.4	1.08	10.25	260	1/4"	3/8"	18	4.5
UT8893M-5	0.90	0.66	40:1	500	Rear	N/A	2.3	1.04	8.80	224	1/4"	3/8"	18	4.5
UT8893M-26	0.90	0.66	8:1	2,600	Rear	N/A	1.8	0.82	7.60	193	1/4"	3/8"	18	4.5
UT8893M-60	0.90	0.66	3.3:1	6,000	Rear	N/A	1.8	0.82	7.60	193	1/4"	3/8"	18	4.5

Recommended Air Pressure of 90 psi - 6.2 bar



UT8891M

Aircraft Motor Series

- 0.45 HP motor ensures no slow down & clean break through
- Machined carbon fiber blades & carbon steel motor parts allow "Oil Free" Use
- Highest precision engineering ensures 600,000 cycles of use
- Internal silencer baffle reduces noise pressure to 81 dBA
- Precision engineered angle head and gears supported by ball bearings; and 1/4" x 28 TPI internal thread
- Motor parts 100% interchangeable with UT8892 pistol drills and UT8724 die grinder series

Best for: Continuous precision air frame work



Model #	Motor (hp)	Motor (Kw)	Gear Ratio	Throttle Style	Speed (rpm)	Exhaust	Weight (lb)	Weight (kg)	Length (in)	Length (mm)	Air Inlet (npt)	Rec. Hose (id. in)	Air Cons. (cfm)	Avg. Air Cons. (cfm)
UT8891M-5	0.45	0.33	40:1	N/A	500	Rear	1.4	0.64	7.00	178	1/4"	3/8"	16	4.0
UT8891M-10	0.45	0.33	20:1	N/A	1,000	Rear	1.4	0.64	7.00	178	1/4"	3/8"	16	4.0
UT8891M-24	0.45	0.33	9:1	N/A	2,400	Rear	1.2	0.54	6.25	159	1/4"	3/8"	16	4.0
UT8891M-33	0.45	0.33	6:1	N/A	3,300	Rear	1.2	0.54	6.25	159	1/4"	3/8"	16	4.0
UT8891M-45	0.45	0.33	5:1	N/A	4,500	Rear	1.2	0.54	6.25	159	1/4"	3/8"	16	4.0
UT8891M-60	0.45	0.33	3.3:1	N/A	6,000	Rear	1.2	0.54	6.25	159	1/4"	3/8"	16	4.0

Recommended Air Pressure of 90 psi - 6.2 bar



UT8897RS

Aircraft Rivet Shaver Series

- Precision cutter adjustment of .0005"
- Ported valve for variable speed control
- Softtouch coating for operator comfort
- Muffled through handle exhaust
- Reverse threaded skirt to keep vibration from affecting the shaving depth repeatability

Best for: Aircraft rivets

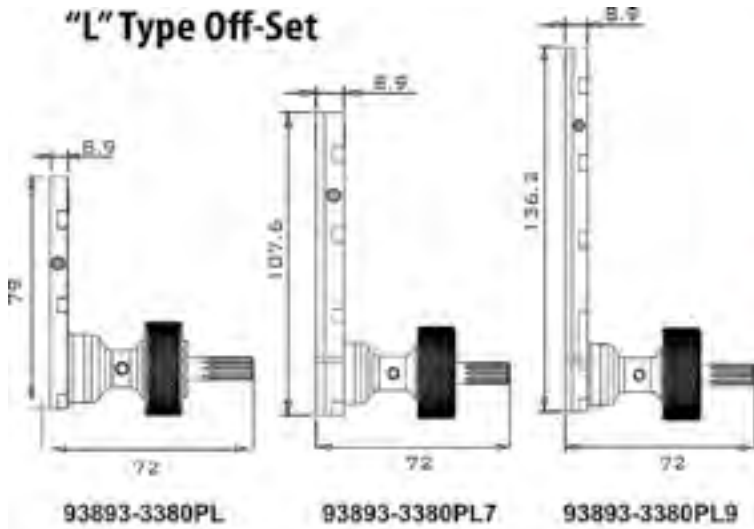
Model #	Motor (hp)	Motor (Kw)	Gear Ratio	Throttle Style	Speed (rpm)	Exhaust	Skirt (in)	Weight (lb)	Weight (kg)	Length (in)	Length (mm)	Air Inlet (npt)	Rec. Hose (id. in)	Air Cons. (cfm)	Avg. Air Cons. (cfm)
UT8897RS-1/4	0.9	0.66	1:1	Ported	20,000	Handle	1/4	2.6	1.10	7.75	197	1/4"	3/8"	22	4.6
UT8897RS-5/16	0.9	0.66	1:1	Ported	20,000	Handle	5/16	2.6	1.10	7.75	197	1/4"	3/8"	22	4.6
UT8897RS-3/8	0.9	0.66	1:1	Ported	20,000	Handle	3/8	2.6	1.10	7.75	197	1/4"	3/8"	22	4.6
UT8897RS-7/16	0.9	0.66	1:1	Ported	20,000	Handle	7/16	2.6	1.10	7.75	197	1/4"	3/8"	22	4.6
UT8897RS-1/2	0.9	0.66	1:1	Ported	20,000	Handle	1/2	2.6	1.10	7.75	197	1/4"	3/8"	22	4.6
UT8897RS-9/16	0.9	0.66	1:1	Ported	20,000	Handle	9/16	2.6	1.10	7.75	197	1/4"	3/8"	22	4.6
UT8897RS-5/8	0.9	0.66	1:1	Ported	20,000	Handle	5/8	2.6	1.10	7.75	197	1/4"	3/8"	22	4.6

Recommended Air Pressure of 90 psi - 6.2 bar

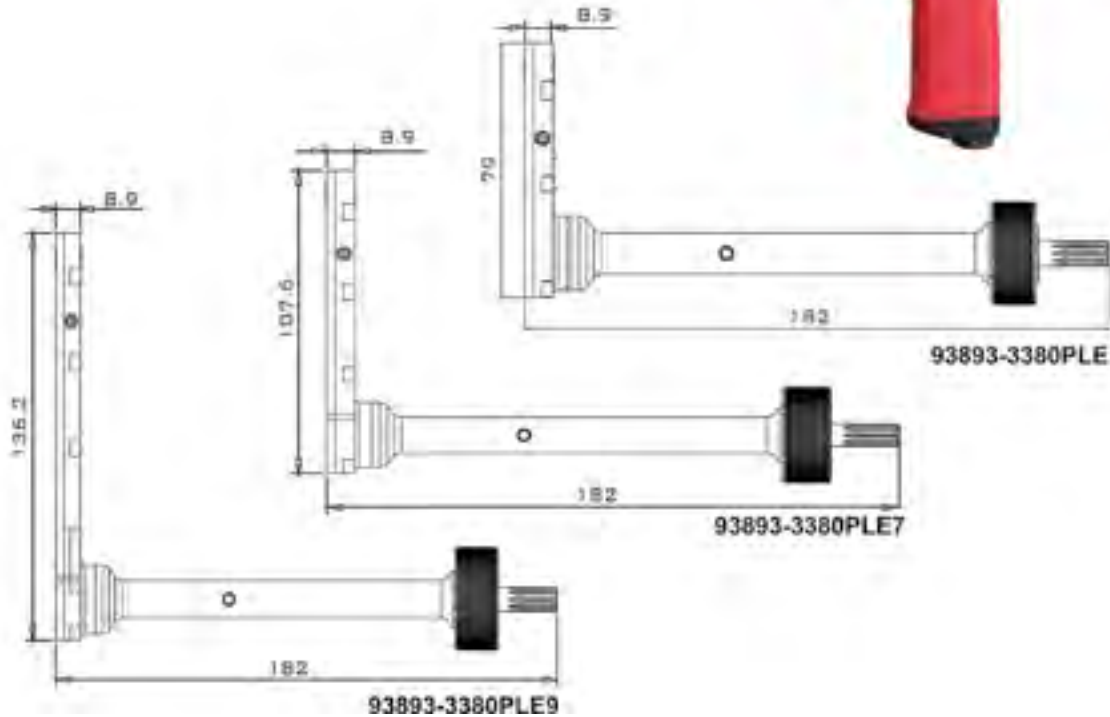
AIRCRAFT TOOL MOTORS, RIVET SHAVERS & PRECISION AIRCRAFT DRILLING ATTACHMENTS

Precision aircraft attachments for use with
UT8891 / UT8893 Angle Drills and SP Series Internal Spline Tools

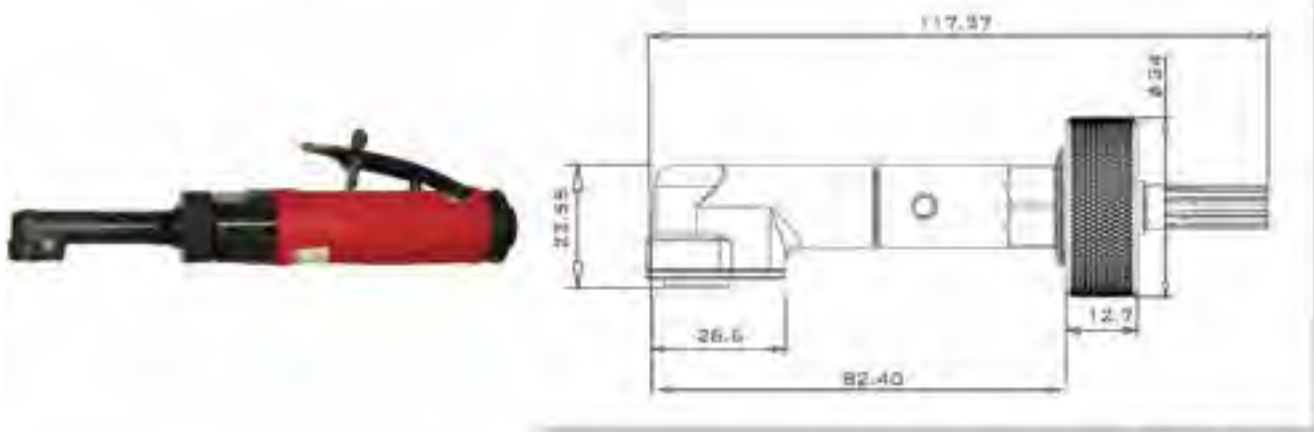
"L" Type Off-Set



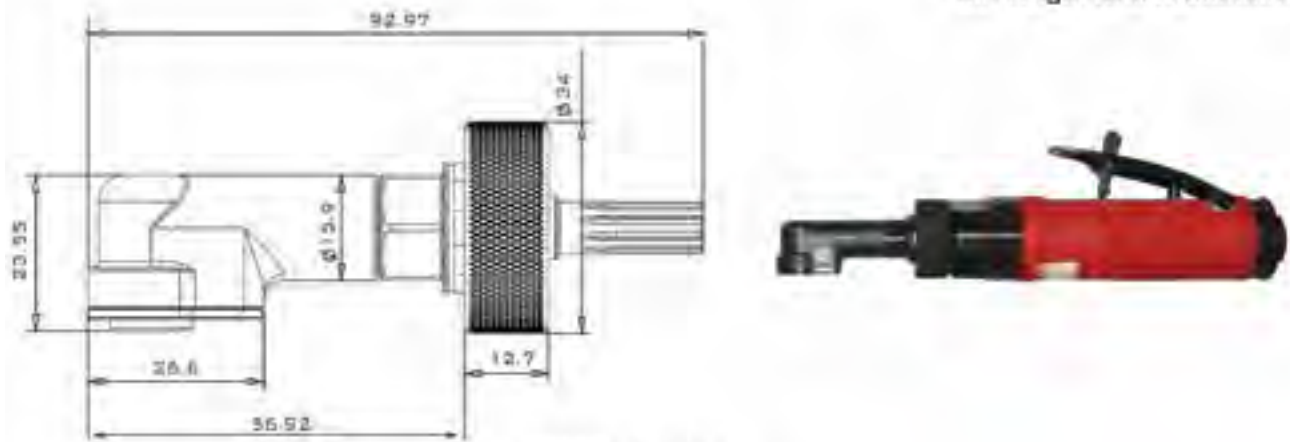
- 93893-3380PL
- 93893-3380PL7
- 93893-3380PL9
- 93893-3380PLE
- 93893-3380PLE7
- 93893-3380PLE9



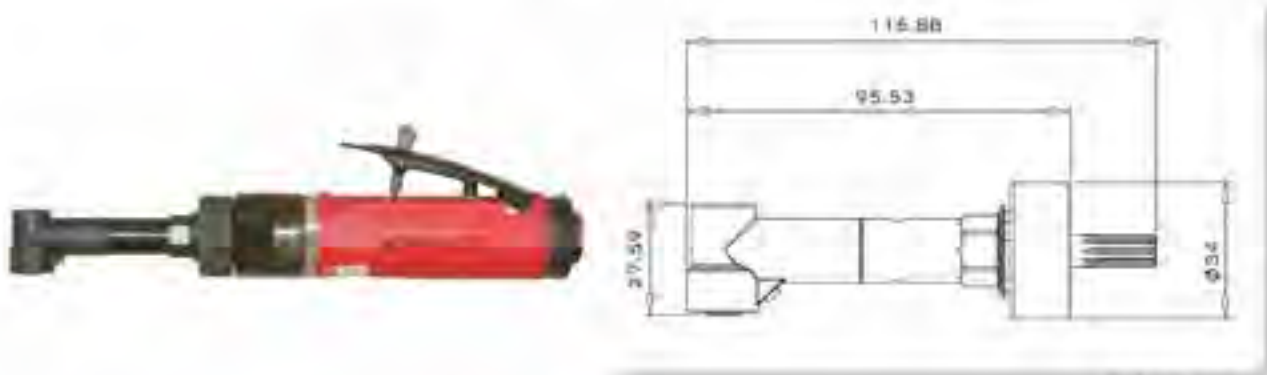
Precision aircraft attachments for use with
 UT8891 / UT8893 Angle Drills and SP Series Internal Spline Tools



93893-3348A
 90° Angle Drill Attachment



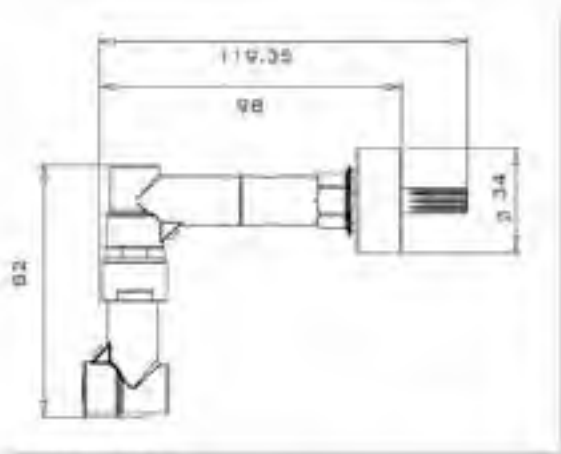
93893-3348AS
 90° Short Angle Drill Attachment



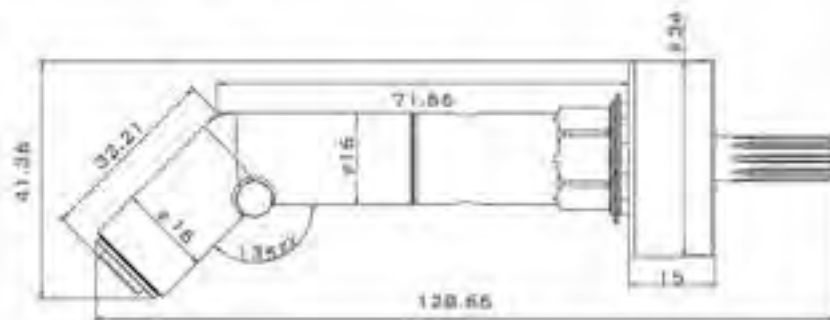
93893-3349
 90° Heavy Duty Drill Attachment

PRECISION AIRCRAFT DRILLING ATTACHMENTS

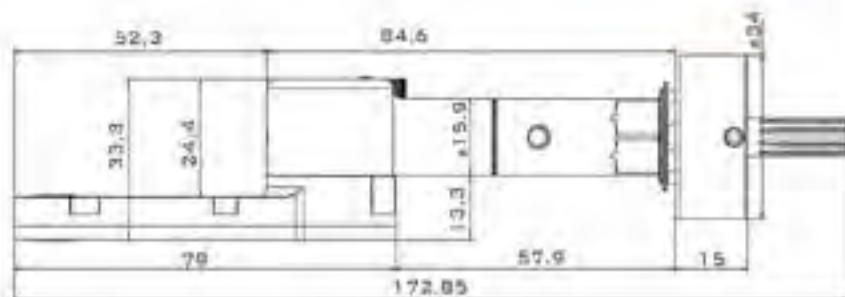
Precision aircraft attachments for use with
UT8891 / UT8893 Angle Drills and SP Series Internal Spline Tools



93893-3360
360° Drill Attachment



93893-4580
45° Angle Drill Attachment



93893-3380PS
Indexable Drill Attachment

9300 Series Hi-Lok® Modular Installation Tools



Features

- New modular and indexable installation tool for -5 thru -8 diameter Hi-Lok/Hi-Lite® pin and collar combinations.
- Modular attachment design lends itself to point-of-use kits and travel repair kits for airframe maintenance.
- Offset attachment indexes and locks at 30° increments—allows operator maximum comfort for handle position.
- A = 2.375" B = .500"
- Available socket lengths of 1/2" and 1". Soon to have 1/4" lengths available.
- Attachment and socket assemblies interchange with other major manufacturers.
- Also available in 9301 extended version.
- **HD2.5-9300 250 rpm version also available!**



- .45 HP Motor Only for Modular & Indexable Hi-Lok® Installation Attachments
- Lubrication free
- Ported throttle for precise control
- 75 dBa

Model Number	RPM	Max Torque @ 90 psi	Weight	Length
UT8892HD-5*	500	200 in-lbs. **	1.05 lbs.	6.1"
UT8892HD-2.5*	250	250 in-lbs. **	1.05 lbs.	6.1"

9300 Series Selection Charts on the Following Pages

- ** Tool will accept Jiffy® modular Hi-Lok/Hi-Lite® installation attachments
- * Installation attachment is rated at lower torque value than motor

Hi-Lok and Hi-Lite are registered trademarks of the Hi-Stroke Corporation
Jiffy is a registered trademark of United Air Tool

9300 Series Selection Chart



HD5-9300-3125-785



HD5-9301-3125-785

Complete Tool Number	RPM	Modular Attachment Only	Socket Hex	Socket Length	Hex Tip Size	OAL	Socket Assembly Part Number
HD5-9300-2505-625	500	9300-2505-625	1/4"	1/2"	1/16"	8.250"	2505-625
HD5-9301-2505-625	500	9301-2505-625	1/4"	1/2"	1/16"	12.250"	2505-625
HD5-9300-2501-621	500	9300-2501-621	1/4"	1"	1/16"	8.750"	2501-621
HD5-9301-2501-621	500	9301-2501-621	1/4"	1"	1/16"	12.750"	2501-621
HD5-9300-2505-785	500	9300-2505-785	1/4"	1/2"	5/64"	8.250"	2505-785
HD5-9301-2505-785	500	9301-2505-785	1/4"	1/2"	5/64"	12.250"	2505-785
HD5-9300-2501-781	500	9300-2501-781	1/4"	1"	5/64"	8.750"	2501-781
HD5-9301-2501-781	500	9301-2501-781	1/4"	1"	5/64"	12.750"	2501-781
HD5-9300-3125-625	500	9300-3125-625	5/16"	1/2"	1/16"	8.250"	3125-625
HD5-9301-3125-625	500	9301-3125-625	5/16"	1/2"	1/16"	12.250"	3125-625
HD5-9300-3121-621	500	9300-3121-621	5/16"	1"	1/16"	8.750"	3121-621
HD5-9301-3121-621	500	9301-3121-621	5/16"	1"	1/16"	12.750"	3121-621
HD5-9300-3125-785	500	9300-3125-785	5/16"	1/2"	5/64"	8.250"	3125-785
HD5-9301-3125-785	500	9301-3125-785	5/16"	1/2"	5/64"	12.250"	3125-785
HD5-9300-3121-781	500	9300-3121-781	5/16"	1"	5/64"	8.750"	3121-781
HD5-9301-3121-781	500	9301-3121-781	5/16"	1"	5/64"	12.750"	3121-781
HD5-9300-3125-945	500	9300-3125-945	5/16"	1/2"	3/32"	8.250"	3125-945
HD5-9301-3125-945	500	9301-3125-945	5/16"	1/2"	3/32"	12.250"	3125-945
HD5-9300-3121-941	500	9300-3121-941	5/16"	1"	3/32"	8.750"	3121-941
HD5-9301-3121-941	500	9301-3121-941	5/16"	1"	3/32"	12.750"	3121-941

To order complete tool with 250 RPM use HD2.5 in the prefix. Tool Selection Chart Continues on Next Page.

9300 Series Tool Selection Chart

Complete Tool Number	RPM	Modular Attachment Only	Socket Hex	Socket Length	Hex Tip Size	OAL	Socket Assemb Part Number
HD5-9300-3435-625	500	9300-3435-625	11/32"	1/2"	1/16"	8.250"	3435-625
HD5-9301-3435-625	500	9301-3435-625	11/32"	1/2"	1/16"	12.250"	3435-625
HD5-9300-3431-621	500	9300-3431-621	11/32"	1"	1/16"	8.750"	3431-621
HD5-9301-3431-621	500	9301-3431-621	11/32"	1"	1/16"	12.750"	3431-621
HD5-9300-3435-785	500	9300-3435-785	11/32"	1/2"	5/64"	8.250"	3435-785
HD5-9301-3435-785	500	9301-3435-785	11/32"	1/2"	5/64"	12.250"	3435-785
HD5-9300-3431-781	500	9300-3431-781	11/32"	1"	5/64"	8.750"	3431-781
HD5-9301-3431-781	500	9301-3431-781	11/32"	1"	5/64"	12.750"	3431-781
HD5-9300-3435-945	500	9300-3435-945	11/32"	1/2"	3/32"	8.250"	3435-945
HD5-9301-3435-945	500	9301-3435-945	11/32"	1/2"	3/32"	12.250"	3435-945
HD5-9300-3431-941	500	9300-3431-941	11/32"	1"	3/32"	8.750"	3431-941
HD5-9301-3431-941	500	9301-3431-941	11/32"	1"	3/32"	12.750"	3431-941
HD5-9300-3755-785	500	9300-3755-785	3/8"	1/2"	5/64"	8.250"	3755-785
HD5-9301-3755-785	500	9301-3755-785	3/8"	1/2"	5/64"	12.250"	3755-785
HD5-9300-3751-781	500	9300-3751-781	3/8"	1"	5/64"	8.750"	3751-781
HD5-9301-3751-781	500	9301-3751-781	3/8"	1"	5/64"	12.750"	3751-781
HD5-9300-3755-945	500	9300-3755-945	3/8"	1/2"	3/32"	8.250"	3755-945
HD5-9301-3755-945	500	9301-3755-945	3/8"	1/2"	3/32"	12.250"	3755-945
HD5-9300-3751-941	500	9300-3751-941	3/8"	1"	3/32"	8.750"	3751-941
HD5-9301-3751-941	500	9301-3751-941	3/8"	1"	3/32"	12.750"	3751-941
HD5-9300-4385-785	500	9300-4385-785	7/16"	1/2"	5/64"	8.250"	4385-785
HD5-9301-4385-785	500	9301-4385-785	7/16"	1/2"	5/64"	12.250"	4385-785
HD5-9300-4381-781	500	9300-4381-781	7/16"	1"	5/64"	8.750"	4381-781
HD5-9301-4381-781	500	9301-4381-781	7/16"	1"	5/64"	12.750"	4381-781
HD5-9300-4385-945	500	9300-4385-945	7/16"	1/2"	3/32"	8.250"	4385-945
HD5-9301-4385-945	500	9301-4385-945	7/16"	1/2"	3/32"	12.250"	4385-945
HD5-9300-4381-941	500	9300-4381-941	7/16"	1"	3/32"	8.750"	4381-941
HD5-9301-4381-941	500	9301-4381-941	7/16"	1"	3/32"	12.750"	4381-941

Assemblies and Components Tool Selection Chart Continues on Next Page

9300 Socket Assembly, Socket & Hex Tip Selection Chart

Socket Assembly	Socket Hex	Socket Length	Hex Flo Size	Spring	Replacement Socket	Replacement Hex Tip
2505-625	1/4"	1/2"	1/16"	SC-100	S-2505	HT-625
2501-621	1/4"	1"	1/16"	SC-100	S-2501	HT-621
2505-785	1/4"	1/2"	5/64"	SC-100	S-2505	HT-785
2501-781	1/4"	1"	5/64"	SC-100	S-2501	HT-781
3125-625	5/16"	1/2"	1/16"	SC-100	S-3125	HT-625
3121-621	5/16"	1"	1/16"	SC-100	S-3121	HT-621
3125-785	5/16"	1/2"	5/64"	SC-100	S-3125	HT-785
3121-781	5/16"	1"	5/64"	SC-100	S-3121	HT-781
3125-945	5/16"	1/2"	3/32"	SC-100	S-3125	HT-945
3121-941	5/16"	1"	3/32"	SC-100	S-3121	HT-941
3435-625	11/32"	1/2"	1/16"	SC-100	S-3435	HT-625
3431-621	11/32"	1"	1/16"	SC-100	S-3431	HT-621
3435-785	11/32"	1/2"	5/64"	SC-100	S-3435	HT-785
3431-781	11/32"	1"	5/64"	SC-100	S-3431	HT-781
3435-945	11/32"	1/2"	3/32"	SC-100	S-3435	HT-945
3431-941	11/32"	1"	3/32"	SC-100	S-3431	HT-941
3755-785	3/8"	1/2"	5/64"	SC-100	S-3755	HT-785
3751-781	3/8"	1"	5/64"	SC-100	S-3751	HT-781
3755-945	3/8"	1/2"	3/32"	SC-100	S-3755	HT-945
3751-941	3/8"	1"	3/32"	SC-100	S-3751	HT-941
4385-785	7/16"	1/2"	5/64"	SC-100	S-4385	HT-785
4381-781	7/16"	1"	5/64"	SC-100	S-4381	HT-781
4385-945	7/16"	1/2"	3/32"	SC-100	S-4385	HT-945
4381-941	7/16"	1"	3/32"	SC-100	S-4381	HT-941

SCREWDRIVERS, IMPACT DRIVERS, HOLD AND DRIVE TOOLS AND RATCHETS



Screwdriver Clutch Mechanisms

Adjustable Auto Shut-off Clutch

Designed for precision joints, the shut-off clutch provides smooth disengagement at preset torque, while minimizing vibration.

Positive Jaw Clutch

Designed for soft high torque joints where torque applied needs to exceed the clamping force; such as in wood or when using self tapping fasteners. Torque is controlled by the operator, or by air pressure adjustments.

Direct Drive Clutch

Designed for non critical torque soft joint applications, in wood and metal, where torque is controlled by the operator.

Twin Hammer Clutch

Designed to overcome high prevailing torque; Ideal for self tapping fasteners.

The UT line of screwdrivers, impact drivers, hold and drive tools and ratchets has been developed to offer a wide selection of product choices to meet the increased market demands for quality, accuracy and dependability; as well as meeting increasing demands for low vibration, temperature insulation and general operator comfort.

- The Universal Tool line of screwdrivers features a selection of automatic shut-off models, In pistol, straight and "Air on Top" configurations; as well as pistol grip positive drive and direct drive models. The UT precision ported throttle design adds further control.
- Various models in the UT line feature our "Softouch" coating which provides insulation to the operator, along with reduced vibration. We use only the highest grade materials, bearings, needle bearings and precision gears, to meet customer expectations for quality and dependability.
- With a range of speed choices, torque choices and drive mechanisms, the UT line of screwdrivers, impact drivers, hold and drive tools and ratchets; covers the needs of high volume continuous assembly processes, air frame and aerospace applications; as well as Intermittent MRO uses.

SCREWDRIVERS - POSITIVE, ADJUSTABLE & DIRECT DRIVE



UT8965 Positive Clutch Screwdriver

- 0.8 HP Motor for extra stall resistance
- Side trigger mounted reverse for rapid change in direction
- Precision engineered, for ultimate reliability
- Through handle exhaust with built-in silencing system
- Advanced ergonomically designed handle with "Softouch" coating offers ultimate comfort and reduced vibration

Best for: High volume, high prevailing torque self-tapping

UT8935-1



UT8935-1 Positive Clutch Screwdriver

UT8964-1 Pistol Adjustable Clutch Screwdriver

UT8955-1 Straight Adjustable Clutch Screwdriver

- 0.65 HP for optimum torque
- Double injection mold ergonomically advanced housing and grip
- Pistol grip models have reverse on both sides of trigger
- Precision machined planetary gears with needle bearings
- Patented adjustable clutch allows variable torque in forward & reverse

Best for: High volume assembly where torque adjustment is required

UT8964-1



UT8955-1



UT8968/ UT8969 Direct Drive Screwdriver

- 0.5 HP Motor with direct drive for extra stall resistance
- Unique paddle forward-reverse trigger for instant change in direction
- Compact design for increased access and comfort
- Through handle exhaust
- "Softouch" handle coating offers ultimate comfort and reduced vibration

Best for: High volume self-tapping assembly

Model #	Motor (hp)	Motor (Kw)	Torque Range (in. lbs)	Speed (rpm)	Exhaust	Chuck	Weight (lbs)	Weight (kg)	Length (in)	Length (mm)	Air Inlet (npt)	Rec. Hose (id. in)	Air Cons. (cfm)	Avg. Air Cons. (cfm)
UT8965	0.80	0.59	10-50	2,000	Handle	1/4" Hex Q.C.	2.50	1.10	8.00	203	1/4"	3/8"	18.4	4.6
UT8935-1	0.65	0.48	115 Max	1,800	Handle	1/4" Hex Q.C.	2.90	1.30	7.75	197	1/4"	3/8"	16.0	4.0
UT8964-1	0.65	0.48	45-115	1,800	Handle	1/4" Hex Q.C.	2.90	1.30	7.75	197	1/4"	3/8"	16.0	4.0
UT8955-1	0.65	0.48	40-70	1,800	Rear	1/4" Hex Q.C.	1.50	0.75	9.50	228	1/4"	3/8"	16.0	4.0
UT8968	0.50	0.37	5-45	1,800	Handle	1/4" Hex Q.C.	2.25	1.00	5.00	127	1/4"	3/8"	16.0	4.0
UT8969	0.50	0.37	10-70	750	Handle	1/4" Hex Q.C.	2.50	1.10	6.25	159	1/4"	3/8"	16.0	4.0

Recommended Air Pressure of 90 psi - 6.2 bar



UT8825RQ

Direct Drive Screwdriver

- Precision control two step trigger
- Internal handle silencing reduces noise level to 84 dBa
- Composite motor housing for weight reduction and operator comfort
- Trigger mounted reverse lever

Best for General duty light assembly



UT8930-1

Direct Drive Screwdriver

- 0.65 HP for optimum torque
- Double injection mold ergonomically advanced housing and grip
- Pistol grip models have reverse on both sides of trigger

Best for: Non-critical fasteners in high volume assembly



UT2960

Adjustable Clutch Screwdriver

- Excellent for self-tapping
- Thumb operated forward/reverse
- Through handle exhaust

Best for: Light production using self-tapping fasteners



UT2964

Adjustable Clutch Screwdriver

- Excellent for self-tapping
- Thumb operated forward/reverse
- Through handle exhaust

Best for: Light production using self-tapping fasteners

Model #	Motor (hp)	Motor (Kw)	Torque Range (in. lbs)	Speed (rpm)	Exhaust	Chuck	Weight (lbs)	Weight (kg)	Length (in)	Length (mm)	Air Inlet (npt)	Rec. Hose (id. in)	Air Cons. (cfm)	Avg. Air Cons. (cfm)
UT8825RQ	0.30	0.22	5-40	2000	Handle	1/4" Hex Q.C.	1.8	0.81	5.7	145	1/4"	3/8"	14	3.5
UT8930-1	0.65	0.68	125 Max	1,800	Handle	1/4" Hex Q.C.	2.30	1.0	7.00	178	1/4"	3/8"	18.4	4.0
UT2960	0.05	0.37	45-145	800	Handle	1/4" Hex Q.C.	2.50	1.1	8.5	216	1/4"	3/8"	16	4.0
UT2964	0.05	0.37	25-125	1800	Handle	1/4" Hex Q.C.	2.50	1.1	8.5	190	1/4"	3/8"	16	4.0

Recommended Air Pressure of 90 psi - 6.2 bar

SCREWDRIVERS - DIRECT DRIVE & ADJUSTABLE CLUTCH



UT8960-1



UT8961-1NR

UT8960-1 / UT8961-1 / UT8961-1NR Adjustable Clutch Angle Auto Shut-off Screwdriver and Nut runner

- Rugged steel angle head-overall height 1-5/8"
- Rear exhaust
- Thumb operated reverse switch
- Built in suspension bail
- Comfort grip for ultimate comfort and reduced vibration

Best for: Precision high volume assembly

UT8962-11 / UT8962-17

Push to Start Auto Shut-off Screwdriver



- Adjustable auto shut-off clutch for precision, smooth disengagement and minimum vibration
- A choice of speeds to fit your job, with convenient thumb operated reverse
- Precision engineered, for ultimate reliability
- Rear exhaust with built-in silencing system and built-in suspension bail
- "Softouch" handle grip offers ultimate comfort & reduced vibration

Best for: Precision high volume assembly

UT8963ATT-5 / UT8963ATT-11 / UT8963AT-17

Adjustable Clutch Screwdriver



- Air on top feature allows for clean vertical suspension without trailing hoses
- Adjustable auto shut-off clutch for precision, smooth disengagement and minimum vibration
- A choice of speeds to fit your job, with convenient thumb operated reverse
- Precision engineered, for ultimate reliability
- Through handle exhaust with built-in silencing system and built-in suspension bail
- "Softouch" handle grip offers ultimate comfort and reduced vibration
- "TT" Models are trigger start

Best for: Precision high volume assembly

Model #	Motor (hp)	Motor (Kw)	Torque Range (in. lbs)	Speed (rpm)	Exhaust	Chuck	Weight (lbs)	Weight (Kg)	Length (in)	Length (mm)	Air Inlet (npt)	Rec. Hose (id. in)	Air Cons. (cfm)	Avg. Air Cons. (cfm)
UT8960-1	0.4	0.29	5-25	1000	Rear	1/4" Hex Q.C.	1.5	0.70	10.60	255	1/4"	3/8"	16	4.0
UT8961-1	0.5	0.37	26-100	300	Rear	1/4" Hex Q.C.	2.6	1.18	13.10	333	1/4"	3/8"	16	4.0
UT8961-1NR	0.5	0.37	26-100	300	Rear	3/8" Sq.	2.6	1.18	13.10	333	1/4"	3/8"	16	4.0
UT8962-11	0.5	0.37	5-45	1100	Rear	1/4" Hex Q.C.	1.5	0.70	8.25	210	1/4"	3/8"	16	4.0
UT8962-17	0.5	0.37	5-30	1700	Rear	1/4" Hex Q.C.	1.5	0.70	8.25	210	1/4"	3/8"	16	4.0
UT8963ATT-5	0.5	0.37	5-45	600	Handle	1/4" Hex Q.C.	1.9	0.90	8.25	210	1/4"	3/8"	16	4.0
UT8963ATT-11	0.5	0.37	5-45	1100	Handle	1/4" Hex Q.C.	1.9	0.90	8.25	210	1/4"	3/8"	16	4.0
UT8963AT-17	0.5	0.37	5-30	1700	Handle	1/4" Hex Q.C.	1.9	0.90	8.25	210	1/4"	3/8"	16	4.0

Recommended Air Pressure of 90 psi - 6.2 bar



UT8080Q / UT8080P

Impact Driver

- Hard hitting twin hammer-75 ft-lb torque for high prevailing torque fasteners
- Powerful 7 vane 10,000 RPM motor for fast efficient run down
- Combined trigger mounted reverse and power regulator
- "Softouch" coated handle and ergonomic grip offers ultimate comfort and reduced vibration
- 30% bias motor provides maximum power in forward direction

Best for: High volume, high prevailing torque, fast run-down self tapping fasteners



UT8090Q

Impact Driver

- Powerful 6 vane motor
- Rear mounted reverse switch
- Through handle exhaust
- Hard hitting twin hammer clutch 65 ft. lb max torque

Best for: High prevailing torque, fast run-down self tapping fasteners



UT8095Q

Impact Driver

- Hard hitting twin hammer clutch
- Double Injected grip for comfort
- Through handle exhaust
- Compact design

Best for: High prevailing torque, fast run-down self tapping fasteners

Model #	Motor (hp)	Motor (Kw)	Torque Range (ft. lb)	Speed (rpm)	Exhaust	Chuck / Anvil	Weight (lbs)	Weight (Kg)	Length (in)	Length (mm)	Air Inlet (npt)	Rec. Hose (id. in)	Air Cons. (cfm)	Avg. Air Cons. (cfm)
UT8080Q	0.40	0.29	10-75	10,000	Handle	1/4" Hex Q.C.	2.2	1.00	6.00	152	1/4"	3/8"	20	5
UT8080P	0.40	0.29	10-75	10,000	Handle	3/8" Sq.Dr	2.2	1.00	6.00	152	1/4"	3/8"	20	5
UT8090Q	0.30	0.25	10-65	8,500	Handle	1/4" Hex Q.C.	2.5	1.14	6.25	160	1/4"	3/8"	20	5
UT8095Q	0.35	0.25	50	15,000	Handle	1/4" Hex Q.C.	1.6	0.66	5.40	137	1/4"	3/8"	12	3

Recommended Air Pressure of 90 psi - 6.2 bar

IMPACT DRIVERS & RATCHET WRENCHES



UT2000-1 1/4" Mini Ratchet

UT2003-1 3/8" Mini Ratchet

- Triple idler gear for smooth operation
- Steel ratchet head for reliability
- 1/4" Square drive size
- Compact design for tight access work
- Sealed ratchet head for added reliability
- Ergonomic compact grip

Best for: Intermittent MRO and vehicle service



UT2005-1 3/8" Ratchet Wrench

- Triple idler gear for smooth operation
- Steel ratchet head for reliability
- 3/8" Square drive size

Best for: Intermittent MRO and vehicle service



UT2010 1/2" Ratchet

- Extended length and powerful motor provide 75 ft. lb. torque in hard to reach areas
- Heavy duty steel ratchet head for reliability
- 1/2" Square drive size

Best for: Intermittent MRO and vehicle service on higher torque fasteners and hard to reach areas



UT8006 3/8" Ratchet Wrench

- Powerful motor provides high torque
- Triple idler gear and twin pawl drive for smooth operation
- Triple heat treated alloy steel ratchet and head for ultimate reliability
- Precision engineered for added reliability
- Ergonomic "Softouch" Coating for operator comfort

Best for: Heavy duty MRO and vehicle service



UT8010 1/2" Heavy Duty Ratchet

- Extended length and powerful motor provide 90 ft. lb. torque in hard to reach areas
- Sealed triple heat treated alloy steel ratchet and head for ultimate reliability
- 1/2" Square drive size
- Precision engineered for added reliability
- Contoured comfort grip and button trigger for operator comfort
- 360° exhaust diffuser

Best for: Heavy duty MRO and vehicle service on higher

Model #	Motor (hp)	Motor (Kw)	Torque Range (ft. lb)	Speed (rpm)	Exhaust	Anvil (in.)	Weight (lbs)	Weight (Kg)	Length (in)	Length (mm)	Air Inlet (npt)	Rec. Hose (id. in)	Air Cons. (cfm)	Avg. Air Cons. (cfm)
UT2000-1	0.35	0.26	5-25	250	Front	1/4" Sq. Drive	1.3	0.6	7.25	184	1/4"	3/8"	14	3.5
UT2003-1	0.35	0.26	5-25	250	Front	3/8" Sq. Drive	1.3	0.6	7.25	184	1/4"	3/8"	14	3.5
UT2005-1	0.40	0.29	10-50	160	Front	3/8" Sq. Drive	2.5	1.1	10.00	254	1/4"	3/8"	16	4.0
UT2010	0.60	0.44	15-75	150	Front	1/2" Sq. Drive	4.4	2.0	14.50	368	1/4"	3/8"	22	5.5
UT8006	0.50	0.37	15-60	200	Side	3/8" Sq. Drive	2.5	1.1	10.50	267	1/4"	3/8"	18	4.5
UT8010-1	0.60	0.44	15-90	200	Side	1/2" Sq. Drive	3.6	1.6	12.50	365	1/4"	3/8"	22	5.5

Recommended Air Pressure of 90 psi - 6.2 bar


UT8941 / UT8942 / UT8944

UT8941 / UT8942 / UT8944

Hold and Drive Fastening Tools

- A choice of speeds and hold and drive heads to handle Riv-nut® setting from 3mm to 10mm / 1/4" to 3/8"
- Unique paddle forward-reverse trigger for instant change in direction
- 0.4 HP Motor for extra stall resistance
- Through handle exhaust
- Ergonomic grip offers ultimate comfort and reduced vibration
- A model and head size must be stated when ordering

Best for: High volume hold and drive applications in aircraft and light assembly industries

Hold & Drive Nut Setter Heads



Part #	Description	Use
UTA86205	3 mm head	For UT8942 & UT8944
UTA86210	4 mm head	For UT8942 & UT8944
UTA86215	5 mm head	For UT8942 & UT8944
UTA86220	6 mm head	For UT8941 & UT8942
UTA86225	8 mm head	For UT8941
UTA86230	10 mm head	For UT8941

Part #	Description	Use
UTA86235	#6-32 head	For UT8942 & UT8944
UTA86240	#8-32 head	For UT8941, UT8942 & UT8944
UTA86245	#10-24 head	For UT8941, UT8942 & UT8944
UTA86246	#10-32 head	For UT8941, UT8942 & UT8944
UTA86250	1/4"-20 head	For UT8941 & UT8942
UTA86255	5/16"-18 head	For UT8941
UTA86260	3/8"-16 head	For UT8941

Model #	Motor (hp)	Motor (Kw)	Speed (rpm)	Exhaust	Head Size and Setting Capacity	Weight (lbs)	Weight (Kg)	Length (in)	Length (mm)	Air Inlet (npt)	Rec. Hose (id. in)	Air Cons. (cfm)	Avg. Air Cons. (cfm)
UT8941	0.40	0.29	300	Handle	6, 8, 10mm, 1/4"-20, 5/16"-18", 3/8"-16	2.8	1.3	7.25	184	1/4"	3/8"	16	4.0
UT8942	0.40	0.29	600	Handle	4, 5, 6mm, 1/4"-20, #8-32, #10-24, #10-32	2.8	1.3	7.25	184	1/4"	3/8"	16	4.0
UT8944	0.40	0.29	1,600	Handle	3, 4, 5mm, #6-32, #8-32, #10-32	2.3	1.0	7.00	178	1/4"	3/8"	16	4.0

Recommended Air Pressure of 90 psi - 6.2 bar

HOLD & DRIVE TOOLS & AIR-HYDRAULIC RIVETERS



UT8910

3/16" Air-Hydraulic Riveter

- Traction power 2,000 lb. pull force, handles 3/32" to 3/16" aluminum rivets
- Alloy steel jaws and forged aluminum hydraulic cylinder for reliability
- Supplied with four (4) nose pieces (3/32", 1/8", 5/32", 3/16"); an extra set of jaws; and a set of jaws for 3/32" rivets
- Swivel air inlet provides comfort and convenience

Best for: Blind riveting in container and trailer and recreational vehicle assembly



UT8920

1/4" Air-Hydraulic Riveter

- Traction power 3,200 lb. pull force, handles 1/8" to 1/4" aluminum rivets
- Alloy steel jaws and forged aluminum hydraulic cylinder for reliability
- Swivel air inlet provides comfort and convenience
- Built-in comfort grip
- Supplied with 2 nose pieces 3/16", 1/4" and an extra set of jaws

Best for: Blind riveting in container and trailer and recreational vehicle assembly



UT8922

1/4" Air-Hydraulic Riveter

- 3,500 Lb pull force allows use for rivets up to 1/4" including stainless
- Vac feature holds rivets for perpendicular applications
- Comfortable trigger with high-low setting
- Rubberized grip for user comfort
- Detachable mandrel collector
- Swivel air inlet for maneuverability
- Built-in silencer reduces noise level
- Designed for continuous operation
- Supplied with four (4) nose pieces (3/32"-1/4") and an extra set of jaws

Best for: Trailer construction and repair

Model #	Nose Piece	Traction Force (lb)	Weight (lbs)	Weight (kg)	Length (in)	Length (mm)	Air Inlet (npt)	Rec. Hose (id. in)	Air Cons. (cfm)	Avg. Air Cons. (cfm)
UT8910	1/8"-3/16"	2000	3.5	1.6	12.25	311	1/4"	3/8"	1.5	0.4
UT8920	3/16" - 1/4"	3200	5.0	2.3	11.75	298	1/4"	3/8"	1.5	0.4
UT8922	1/8"-1/4"	3500	4.0	1.8	13.25	336	1/4"	3/8"	1.5	0.4

Recommended Air Pressure of 90 psi - 6.2 bar

UTJA20 High Performance Air Mover

The engineering of the **JET AIR** blades cause more air to be pulled through the fan by our trailing edge design. By using the UT **JET AIR** design, we are able to move more air in the forward direction like a Jet Prop, producing superior air flow with a lot less energy. The results are simple "We move more air by design at lower fan speeds using less energy than the competition."

Features

- Dynamically balanced 4 blade design for smoother operation
- High visibility orange-powder coated stainless steel fan shroud for safety
- Manufactured to aircraft tolerances and specifications
- Fits 20" API flange for quick and painless mounting
- Moves more air by design, at air pressures between 40-110 psi (2.75-7.6 bar)
- Reduces air turbulence by design, smoother air flow at all RPM's using only 2 rotating parts
- Hy-Tech bearing grease used in all high speed "Jet Air Bearings"
- Can be used as a blower or exhauster by turning it around

Specifications

- Fan assembly shaft rotates on permanently sealed ball bearings
- Air consumption at 60 PSI, 115 CFM@2,700 RPM
- Fits 20" (508mm) API tank opening bolt circle
- Delivery-up to 11,200 CFM (19,029 m3/hr)
- Max 120 PSI, working pressure 40-110 PSI
- Weight 103 lbs. (Shipping weight 113 lbs.)
- Mounting slots 1-1/8" diameter
- Air inlet 3/4" NPT



UT9240-1 UT9230-1 UT9220-1 UT9210-1

UT9210-1/20-1/30-1/40-1 Air Mover

Universal Tool air movers, disperse fumes, introduce air into confined spaces, cool working areas or machinery. Used in refineries, chemical plants, utilities, fabrication shops, shipyards and other industrial applications.

- Rugged construction for durability and long life
- Cap screw with locking nut used for fastening - no blind rivets
- Simple design easily replaced parts for field maintenance
- Air displacement for 1,400 to 6,260 CFM
- Supplied with grounding lug, wire, clip and crows foot connector



Model #	Top Cone Dia (in.)	Lower Cone Dia (in.)	Base Dia (in.)	Weight (lbs)	Length (in)	Bolt Circle Dia (in)	Base Slot Dia (in)	Air Flow (cfm)	Air Cons. (scfm)	Induction Ratio	Air Inlet (N.P.T.)
UT9210-1	6	3	7-1/3	5-1/2	16-1/2	6-1/2	.4	1400	64	21.9	1/2"
UT9220-1	8	3	7-1/3	8-1/2	32-1/2	6-1/2	.4	1540	63	24.4	1/2"
UT9230-1	12	6	11-1/4	19	44-1/2	10-1/2	.4	4020	132	30.0	1"
UT9240-1	14	8	14-3/8	28-1/2	46	13-1/2	.5	6260	235	26.6	1"

Air Flow and Consumption based on 80 PSI air pressure. Maximum air pressure 150 PSI.

JET FAN & AIR MOVERS HOSE REELS, HOSE ASSEMBLIES & ACCESSORIES



Model 6800

- High impact PP material
- 3/8" x 50' PVC hose
- 300 PSIG max pressure
- Automatic, ratchet free running
- Steel mounting bracket
- Best for work bench applications

.....



Model 6801 & 6802

- Heavy duty reinforced steel construction
- Reel supported on both sides by pedestals and arm guides
- Four non-sag roller hose guides reduce hose wear
- Spring retractable design allows automatic rewind of hose
- Spring protector prevents hose damage and stretching
- Reinforced steel mounting plate for floor, wall or overhead mounting
- Model 6801 has 3/8" x 50' rubber air hose rated to 300 PSIG max with brass male 1/4" NPT fitting
- Model 6802 has 1/2" x 50' rubber air hose rated to 300 PSIG max with brass male 1/2" NPT fitting

.....



Heavy Duty Air Hose

- Braided rubber air hose rated to 300 PSIG max pressure
- Brass fittings
- Oil and abrasion resistant
- Service temperature -60°F to 150°F

Part #	Description
6700	3/8" x 25' air hose
6701	3/8" x 50' air hose

.....



Whip Hose With Oiler Assembly

Part #	Description
117465	1/2" x 6' whip hose
UT93106	1/2" Whip hose with oiler assembly



9U610341-11



9Y610341-11



9V610341-11



9X610341-11



96T6201-11



96U6201-11



96W6201-11



96X6201-11



96V6201-11

For Use With	Width	Part Number
UT8701 Belt Sander	1/2"	96U-610541
	1/4"	96V-610541
UT8718 Belt Sander	1/2"	9U610341
	1/2"	9Y610341
	1/2"	9V610341
	1/2"	9X610341
UT8719 Belt Sander	1"	96S6201
	3/4"	96T6201
	1/2"	96U6201
	3/8"	96V6201
	3/8"	96W6201
	1/4"	96X6201



8732376



8731784



5416



8731247



8731184

Part Number	Description
8732376	4" Type 27 Wheel
8731784	5" Sanding Pad
5416	6" Foam-backed dual-action pad
8731247	7" Back-up pad
8731184	7" Rubber back-up pad
95A5C	5" 5 Hole Hook & Loop Pad
95A6C	6" 6 Hole Hook & Loop Pad
8731783	5" Backup Pad
8731075	Pad Nut

.401 Shank Chisels



5010 Muller removal chisel

5020 Ripping chisel

5030 Tapered punch

5040 7" Cold chisel

5050 Rivet cutter

5060 Spot weld buster chisel

5080 Single blade panel cutter

5090 Edging and cutting chisel

5100 Double blade panel cutter

5140 1" Face smoothing hammer

5190 Angle scraper

5200 Muller splitter

5220 Wide cold chisel

5270 Tie rod separator

5280 Ball joint separator

UTA88908 Panel cutter with two cutting edges

UTA88910 Flat chisel 7"

UTA88910-11 Flat chisel 11"

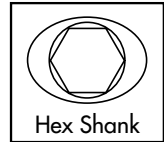
UTA88912 Rivet cutter

UTA88913 Blank chisel



Chipping Hammer Chisels

.680 Shank Diameter Forged Chisels for use in UT8651 through UT8654 series hammers and most competitive tools. Available with hex shanks specify "H" after part number.

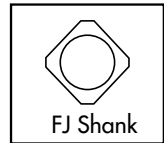


- UTA88303 Flat Chisel
- UTA88305 Cape Chisel
- UTA88307 Round Nose
- UTA88309 Diamond Point
- UTA88313 Moil Point
- UTA88321 Tooth Chisel
- UTA88325 Flat Chisel, 1-1/2" wide
- UTA88337 Gouge Chisel



Scaler Chisels & Attachments

For use with UT8630 Series, CLECO, ROTO, ARO, and CP9536 Scalers



- UTA88390 3" Blade Chisel
- UTA88391 Blank Chisel
- UTA88392 Cold Flat Chisel
- UTA88393 1-3/8" Blade Chisel
- UTA88394 Angle-Blade Chisel
- FJ5001 Cold Flat Chisel (For use with UT8650 Flux Chipper)
- FJ5002 1-3/8" Blade Chisel
- FJ5003 Angle-Blade Chisel
- UTA88398 Needle Scaler Attachment
- Converts UT8630 chisel scaler to needle scaler.*
- UTA85130 5" Needles (Set of 18)
- For use with UT8648/8649 5" Scalers.*
- 109020 Set of 19 Needles 1/8" x7"
- For use with UT8633/8635/8639/86409 7" Scalers.*
- 109020-28 Set of 28 Needles 1/8" x7"
- 109170 Set of 38 Needles 2mm x7"
- 109170-58 Set of 58 Needles 2mm x7"
- UTA88395 4" Flex Blade Chisel
- For Use with UT8630LI*
- UTA88396 8" Flex Blade Chisel
- For use with UT8630LI*
- UTA85836 Vacuum Shroud
- UTA85836L Vacuum Shroud Long Bristle Brush



Air Files

- For use with Universal Tool Air Files
- 5679 Flat Mill Cut, 3-pack
- 5680 Round Single Cut, 3-pack
- 5681 Triangle Single Cut, 3-pack
- 5682 Flat Bastard Cut, 3-pack
- 5683 Set of 4 assorted files

PERCUSSION TOOLS ACCESSORIES



Carbide Insert Chisels for UT9922

5340 3/8" Blade
*5350 3/4" Blade
5360 1 1/2" Blade
*1 pc supplied with UT9922



Chipping Hammer Retainer

9729583-A Retainer
For use with Universal Tool Chipping Hammers
9729584 Spring for Retainer




Utility Hammer Accessories

UTA83309 Positive Quick-Change Safety Lock
5130 One-Piece Safety Retainer
5120 Quick-Change Retainer Spring
5210 Beehive Retainer Spring



Air Inlet Swivels

UTA85810 3/8" Air Inlet Swivel
UTA85815 7/8" Air Inlet Swivel



Saw Blades

For use with reciprocating saws
5650 10 assorted H.S.S. Blades
5651 10-pack 18 TPI Scroll Blades
5652 10-pack 24 TPI Scroll Blades
5653 10-pack 32 TPI Scroll Blades
5654 10-pack 18 TPI All-Purpose Blades
5655 10-pack 32 TPI All-Purpose Blades
5656 3-pack TPI Bi-Metal Blades

Industrial Chucks



Keyless Chucks



Economy Chucks



Chuck Keys



Part Number	Description	Mount Size	Key
5976	8732376 1/2" Jacobs® Industrial 33B Ball Bearing Chuck & Key	3/8" - 24	5916
5952	3/8" Jacobs® Best Industrial 31B Ball Bearing Chuck & Key	3/8" - 24	5915
5965	1/4" Jacobs® Best Industrial 30B Ball Bearing Chuck & Key	3/8" - 24	3659
5927R	1/4" Rohm Chuck & Key	3/8" - 24	5917R
6208	1/4" Jacobs® Industrial 1BA Ball Bearing Chuck & Key	3/8" - 24	5917
5928	5/16" Rohm Aircraft Chuck & Key	3/8" - 24	5918
5961	1/4" Keyless Industrial Chuck	3/8" - 24	
52030	3/8" Industrial Keyless Chuck	3/8" - 24	
5960	3/8" Jacobs® Keyless Chuck	3/8" - 24	
5975	1/2" Jacobs® Multi-craft Chuck & Key	3/8" - 24	5912
5950	3/8" Jacobs® Multi-craft Chuck & Key	3/8" - 24	5914
5925	1/4" Jacobs® Chuck & Key	3/8" - 24	5914

DRILL CHUCKS & ACCESSORIES GRINDING GUARDS AND COLLET SETS



980453656



95G300V43



5910



5903



95H-400V43



650-HS-56A
650-HS-58A



5908



5909-1/8

Part Number	Description	Suitable for Use
9619042	4" Type 27 Guard	UT2740-1
9804535	4" Type 27 Guard	UT8775
9804536	4-1/2" Type 27 Guard	UT8780
985052	4" Type 27 Guard	UT8785-4
985053	5" Type 27 Guard	UT8785-5
95B-3011B34	4" Type 27 Guard	UT8748-4
95B-321142	4" Type 27 Guard	UT8749
987053	7" Type 27 Guard	UT8766, UT8766-25
988040	7" Type 27 Guard	UT8767, UT8767-23
95G-300V43	7" Type 27 Guard	UT300V-60-7, UT300V-72-7, UT400V-60-7, UT 8768-3V Series
95H-400V43	9" Type 27 Guard	UT300V-60-9, UT400V-60-9, UT 8768-4V Series
988040-1	9" Type 27 Guard	UT8769, UT8769-23
92001-5059	6" Type 1 Cup Wheel Guard	UT200H-60-6
650-HS-56A	6" Type 1 Cup Wheel Guard	UT300H-60-6, UT400H-60-6
650-HS-58A	8" Type 1 Wheel Guard	UT300H-60-8, UT400H-60-8
95L-3011B34	4" Type 1 Cut-off Guard	UT8748, UT8748E
Die Grinder Collets and Wrenches		
308024-1	6mm Precision Collet	UT8728, UT8728E, UT8728S, UT8728SE, UT8729-12, UT8729-18
9308024	1/4" Precision Collet	UT8728, UT8728E, UT8728S, UT8728SE, UT8729-12, UT8729-18
9872829	1/4" Precision Collet Nut	UT8728, UT8728E, UT8728S, UT8728SE, UT8729-12, UT8729-18
9872827	1/4" Precision Collet Body	UT8728, UT8728E, UT8728S, UT8728SE
9872927	1/4" Precision Collet Body	UT8729-12, UT9729-18
9308026	1/4" Precision Collet Wrench	UT8728, UT8728E, UT8728S, UT8728SE, UT8729-12, UT8729-18
9308024	1/4" Precision Collet	UT8724, UT8724-12, UT8724-20
9872412	1/4" Precision Collet Nut	UT8724, UT8724-12, UT8724-20
9872411	1/4" Precision Collet Body	UT8724
9872425	1/4" Precision Collet Body	UT8724-12, UT8724-20
9872429	1/4" Precision Collet Wrench	UT8724, UT8724-12, UT8724-20
70498200	1/4" Erickson® Collet	UT4420
8624100	1/4" Erickson® Collet Nut	UT4420
8686400	1/4" Erickson® Collet Body	UT4420
9066011028	1/4" Erickson® Collet	UT4425, UT4425E-1
C119187-H	1/4" Erickson® Collet Nut	UT4425, UT4425E-1
C119255-H	1/4" Erickson® Collet Body	UT4425, UT4425E-1
C119730	3/8" Erickson® Collet	UT4425, UT4425E-1
5910	1/4" General Purpose Collet Set	All 3/8 - 24" Spindle Tools
5909-1/8	1/8" General Purpose Collet	All 3/8 - 24" Spindle Tools
5901	1/4" General Purpose Collet Nut	All 3/8 - 24" Spindle Tools
5905	1/4" General Purpose Collet Wrench	
5903	1/4" Slip Chuck Nut for 5900	5900
5908	1/8" Slip Collet Insert	



Reference Number	Part Number	Description
1	6369	(1) Pc. 1/4" NPT Male Threads Drain Cock
2	6360	(3) Pc. 1/4" NPT Male Threads Brass Connector Kit
3	6361	(2) Pc. 1/4" NPT Female Threads Brass Connector Kit
4	6362	(2) Pc. 3/8" to 1/4" NPT Threads Brass Adapter Kit
5	6363	(2) Pc. 3/8" NPT Female and Male Connector Kit
6	6372	(1) Pc. Industrial Body, 1/4" NPT Female Threads-Quick Connect Coupler
7	6373	(1) Pc. Universal Body, 1/4" NPT Female Threads-Quick Connect Coupler
8	6374	(3) Pc. Industrial Body, 1/4" NPT Male Threads-Quick Connect Studs
9	6375	(2) Pc. Industrial Body, 1/4" NPT Female Threads-Quick Connect Studs
10	6376	(2) Pc. Industrial Body, 3/8" NPT Threads (Male and Female) Quick Connect Studs
11	6377	(3) Pc. Universal Coupler Kit-1/4" female NPT Universal Body Quick-Connect coupler 1/4" male NPT Quick-Connect Studs
12	6378	(3) Pc. Universal Coupler Kit-1/4" female Universal Body Quick-Connect coupler 1/4" male NPT Quick-Connect Studs 3/8" NPT male Quick-Connect Stud
13	6365	(1) Pc. 1/4" NPT Swivel Connector (Aluminum 360°)
14	6387	(1) Pc. 1/4" NPT female Professional Blow Gun
15	5807	(1) Pc. Extendable Blow Gun
16	000740	(1) Pc. 1" NPT male Crows Foot connector
16	000744	(1) Pc. 1/2" NPT male Crows Foot connector
16	000745	(1) Pc. 3/4" NPT male Crows Foot connector
16	000746	(1) Pc. 3/8" NPT female Crows Foot connector
16	000747	(1) Pc. 1/2" NPT female Crows Foot connector
17	106145	(1) Pc. 1/2" NPT female to 1/4" NPT male adapter
18	106150	(1) Pc. 3/8" NPT female to 1/4" NPT male adapter
19	5711	(1) Pc. 1/4" Regulator

COUPLERS & AIR ACCESSORIES



UT9310-1



UT9320-1



UT9330-1



UT9340-1



UTA85830

UT9310/20/30/40 In-Line Oilers

Universal Tool in-line oilers will keep your air tools lubricated continuously for longer life and better performance.

These features mean less down time and more convenience. Every in-line oiler is pressure tested and built to last. The metering valve is guaranteed for life, never to fail.



Model #	Number	Pipe Size NPT (in)	Weight (lbs)	Length x Width x Height (in)	Oil Capacity (oz)	Air Capacity (scfm)
UTA85830	-	1/4	.10	2-1/2 x 1-1/8 x 1-1/8	.2	40
UT9310-1	0	1/2	1	4-1/2 x 2-3/8 x 2-13/16	1.4	100
UT9320-1	1	3/4	1-1/2	6 x 2-7/8 x 3-3/8	4.0	175
UT9330-1	2	3/4	2	7 x 3-3/8 x 3-11/16	11	175
UT9340-1	3	1	4-1/4	10 x 3-7/8 x 4-3/16	16	350

Air Capacity based on 100 PSI air pressure and single tool application.



Air Tool Lubricants

5809 Mini Grease Gun

5815 Air Tool Lubricant 4oz.

5816 Air Tool Lubricant 32oz.



Pressure Gauge			
SW-GB2	2" Gauge Bottom Mount 1/4"	0-300 PSI	1/4" NPT
SW-GC15	1-1/2" Gauge - Center Back	0-200 PSI	1/4" NPT
SW-GC158	1-1/2" Gauge - Center Back	0-200 PSI	1/8" NPT
SW-GC2	2" Gauge - Center Back	0-300 PSI	1/4" NPT
Pressure Gauge			
SW-R14	Air Pressure Regulator	1-135 PSI	2-1/4" 2-1/8"



5615 56156 5617 5618 5619

Mounted Wheel

- 5615 3/4" Cone (set of 10)
- 5616 1" Round (set of 10)
- 5617 1-1/4" Flat
- 5618 1" Cylinder (set of 10)
- 5619 3/4" Cylinder
- 5620 5 Pc. Set (Includes 1 ea. above)



122060

Cut-Off Wheels

- 122060 Six Standard-Duty Cut Off Wheels



5378

Carbide Burr Set

- 5378 3 piece double cut 1/4" shank for use with deburring applications

Use of Accessories with Air Tools

- When selecting the correct accessory to use with your Air Tool(s) the following points must be carefully checked.
- The accessory is rated to run at or above the maximum rated speed of the Air Tool that you plan to use it on. Air Tool Manufacturers specify these speeds in their catalogs and operator instructions.
- Accessories used on Abrasive Tools, Impact Wrenches, Nut Runners, Ratchets, Air Hammers and Scaling Hammers must be rated for use with the relevant Air Tool.
- Any accessory used should be of the correct size and design for the Air Tool(s) that you plan to use it with.
- Worn accessories should not be used and accessories should not be modified in any way.
- Mounting and fitting instruction for any accessory to be used on an Air Tool must be carefully followed at all times.
- Use of worn or incorrect accessories may reduce tool performance, create excessive tool wear and can be hazardous.
- Always disconnect the tool from the air supply when changing of fitting accessories, guards or other fittings.

Operator Training for Air Tool; Air Tool Accessory and Compressed Air Use

- All operators should be trained in the correct installation and use of the Air Tool/s that they are required to operate.
- All operators should be trained to understand the safety instructions provided by the Air Tool Manufacturer, for each Air Tool that they are required to operate.
- All operators should be trained in the safe use of Compressed Air and the use of associated Air Hoses, Connectors and Air Tool Accessories.
- All operators should be trained to operate Air Tools and Accessories safely and correctly on the application that you plan to use them for.
- Operators or service personnel should be trained to ensure that the Air Installation, Lubricators, Filters, Regulators, Hoses and Air Nipples and Connectors are checked regularly to ensure that they meet the requirements set on a continuous basis.

Safety and Hazards Related to Air Tool Use

- Universal Tool provides clear Safety and Hazard Warning Information in their Catalogs, Operator Instructions, and on its Tools.
- ANSI also provide safety information. The following Hazard /Safety Instructions must be followed at all times: Obtain a copy of ANSI B186.1 Safety Code for Portable Air tools, available from American National Standards Institute. Inc., 11 West 42nd Street, New York, 10036.
- Compressed Air Hazard.
- Projectile Hazard.
- Breathing Hazard.
- Vibration Hazard.
- Hearing Hazard.
- Entanglement Hazard.
- Use of Safety Wear and Eye, Ear and Hand Protection.
- Use of Abrasive Tools.
- Use of Impact Tools.
- Use of Assembly Tools, Drills and Screwdrivers.
- Use of Air Hammers, Chipping and Scaling Hammers.
- Correct fitting and use of Accessories.
- Never to service, inspect the tool, or change an accessory while the Air Supply to the Air Tool is still connected.

Air Tool Tips

Set-Up		
Air Pressure	Pressure Less Than 90 PSI Pressure Higher than 90 PSI	Low air pressure reduces motor speed and torque, and the tool will not perform to specification High pressure increases motor speed and torque and leads to premature tool wear and is hazardous
Air Volume	Insufficient Air Volume	Will cause the tool to run inconsistently and not perform to specifications
Hoses Nipples Hoses & Nipples	Rated ID Hoses Rated Nipple Size Not Using Rated Sizes	Rated inside diameter hoses should be used throughout Installation. Rated nipple size should used throughout Installation. Will reduce motor HP & torque/speed
Lubrication	Air Motors Need Lubrication	No lubrication slows down motor and increases rusting when moisture is present Best method is to install a in line lubricator, or apply a few drops on air oil into the air inlet of the tool at the beginning and end of the shift.
Accessories	Rated Speed Abrasives	Never use accessories with rated speeds less than the max. rated speed of the tool
Sockets	Always Use Impact Sockets Worn Sockets	Chrome sockets may fracture and will wear prematurely and are hazardous Will reduce torque and will cause premature wear of the anvil
Performance Symptom		
Low Power	Check 1 Check 2 Check 3	Check hoses & nipples are rated size-if not change See if tool is lubricated-if not lubricate & re-test tool With impact wrenches check that hammer mechanism is lubricated If none of the Above Work the tool should be sent to service center
Low/no rotation	Check 1 Check 2	If tool was not regularly lubricated the motor is probably rusted or gummed-up Attempt to rotate the tool by hand, if tool moves a part turn then stops the hammers or gears or rotor blades are probably broken-send the tool to a service center
Tool runs in off position	Check 1	Disassemble throttle valve and relocate or replace the "O" Ring or valve seat
Anvil Vibrates	Check 1	Replace bushing in nose piece of hammer case
Premature Wear		
Anvil Worn Round	Check 1	If chrome or worn sockets were used this is the cause

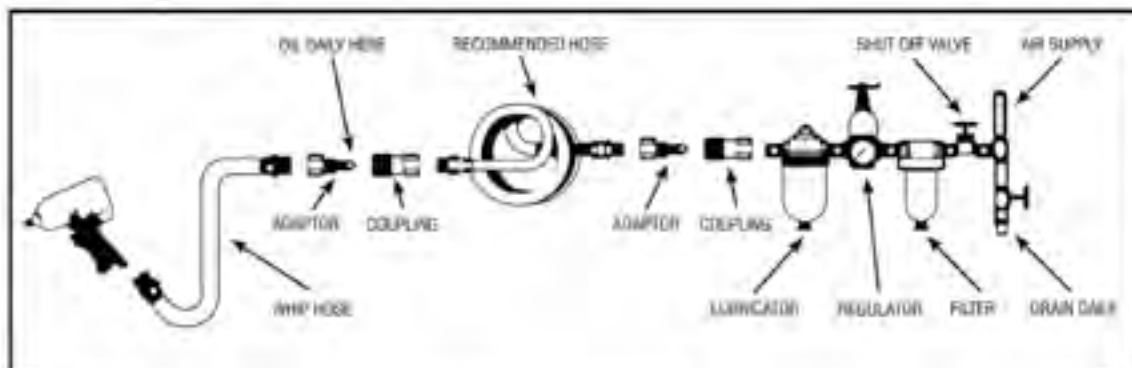
Problem	Possible Cause	Solution
The tool runs slowly or will not operate.	There is grit or gum in the tool.	Flush the tool with air tool oil or gum solvent.
	The tool is out of oil.	Lubricate the tool according to the lubrication instructions in this manual.
	The air pressure is low.	<ul style="list-style-type: none"> □ Adjust the regulator on the tool to the maximum setting. □ Adjust the compressor regulator to the tool's maximum setting of 90 psi.
	The air hose leaks.	Tighten and seal the hose fittings with pipe thread tape if leaks are found.
	The air pressure drops.	<ul style="list-style-type: none"> □ Ensure the hose is the proper size. Long hoses or tools using large volumes of air may require a hose with an I.D. of 1/2" or larger depending on the total length of the hose. □ Do not use a multiple number of hoses connected together with a quick connect fitting. This causes additional pressure drops and reduces the tool power. Directly connect the hoses together.
	There is a worn rotor blade in the motor.	Replace the rotor blade.
	There is a worn ball bearing in the motor.	Remove and inspect the bearing for rust, dirt, and grit. Replace or clean and grease the bearing with bearing grease.
There is moisture blowing out of the tool's exhaust.	There is water in the tank.	Drain the tank. (See the air compressor manual for instructions.) Lubricate the tool and run it until water is not evident. Lubricate the tool again and run for 1-2 seconds.

Impact Wrenches

The tool impacts slowly or not at all.	The tool needs lubricating.	Lubricate the air motor and the impact mechanism according to the lubrication instructions in this manual.
	The tool regulator setting is in the wrong position.	Adjust the regulator on the tool to the maximum setting.
The tool impacts rapidly, but will not remove bolts.	The tool has a worn impact mechanism.	Replace the worn impact mechanism components.
The tool does not impact.	The impact mechanism is broken.	Replace the broken impact mechanism components.

Air Supply

Tools of this class operate on a wide range of air pressure. It is recommended that air pressure of these tools measures 90 PSI at the tool while running free. Higher pressure and unclean air will shorten the tool's life because of faster wear and may create a hazardous condition and void the warranty. Water in the air line will cause damage to the tool. Drain the air tank daily. Clean the air inlet filter screen on at least a weekly schedule. The recommended hookup procedure (as can be viewed in the illustration below). The air inlet, used for connecting air supply, has standard 1/4" NPT American Thread. Line pressure should be increased to compensate for unusually long air hoses (over 25 feet). Minimum hose diameter should be 3/8" - 1/2" I.D. and fittings should have the same inside dimensions.



SERVICE CENTERS LISTINGS

Your local Universal Tool Authorized Factory Service Centers can provide service, replacement parts and warranty service.

State	City	Repair Center	Address	Zip	Phone	Fax
Alabama	Birmingham	Tool-Smith	1300 4th Ave South	35233	205.323.2576	205.323.9060
Alabama	Mobile	Tool-Smith	920 Lakeside Drive	36693	251.661.0404	251.661.8970
Alberta	Edmonton	Dan's Power Tool Repair Service	8149 Wagner Rd. NW	T6E-4N6	780-490-1955	480.968.4276
Alberta	Calgary	Complete Hydraulics	Bay 9, 7139-40th St SE	T2C 2H7	403.720.0445	403.720.0446
California	Chino	Pacific Coast Air Tools	3630 Placentia Court	91710	909.627.0948	909.628.5290
California	Visalia	CTS & S Airtool Repair	1805 E Main St Bldg E	93292	559.623.2157	604.303.0134
British Columbia	Richmond	B.B. Tool Repair	12900 Jack Bell Road	V6V 2V8	604.303.0131	204.772.6597
British Columbia	Burnaby	Westcoast Tool Sales & Repair	4008 Myrtle Street	V5C4G2	604.873.5394	418.877.3958
Ontario	Toronto	HT Pneumatic Rebuilders	22 Goodmark Place Unit #8	M9W6R2	416.407.5739	303.623.7422
Quebec	Hull	Claude Maheaux Pneumatique	35 DE LA Sapiniere	J9A2W9	819.595.9284	904.384.8120
Colorado	Denver	A Pro Tool Inc	1950 W 13th Ave	80204	303.623.3743	305.759.8669
Florida	Jupiter	FPMC Service Dept.	851 Jupiter Park Lane	33458	561.744.9500	770.908.8082
Florida	Jacksonville	Tool Shack	226 Edgewood Ave S	32205	904.387.1466	770.448.7395
Florida	Spring Hill (Tampa)	R&R Tool Repair Inc.	13637 Linden Drive	34609	352.263.3587	808.677.0444
Georgia	Marietta	Tool Service Company	178 Marble Mind	30060	404.524.4249	847.228.1913
Georgia	Norcross	Tool Smith	5600 Oakbrook Pkwy #140	30093	770.448.4844	317.244.3920
Hawaii	Waipahu	Tech Hawaii	94-547 Uke'e Street #116	96797	808.676.2338	502.634.1931
Illinois	Elk Grove Village	Illinois Tool Service	1485 Landmeier Unit J	60007	847.228.1902	318.227.0013
Indiana	Indianapolis	VAMACO	6718 East 38th St	46226	317.632.2208	978.657.8714
Kentucky	Louisville	Tool Repair Svc Inc	1200 Goss Avenue	40217	502.635.6888	
Louisiana	Shreveport	Shreveport Air Tool Inc	125 Freestate Blvd	71107	318.227.9412	320.795.2221
Massachusetts	Wilmington	Industrial Tool Repair	382 Middlesex Avenue	01887	978.657.8714	612.722.3415
Michigan	Grand Rapids	Gezon Tool Service	322 Rumsey SW	49503	800.444.8222	320.253.5905
Michigan	Detroit	Billow Company	15335 Dale	48223	313.255.4446	816.421.3770
Minnesota	Cyrus	Air Tool Clinic	106 West Main Street	56323	320.795.2221	402.592.3768
Minnesota	Minneapolis	Tool Warehouse Inc	3410 E 42nd St	55406	612.722.4260	973.238.0010
Minnesota	St. Cloud	Tool Warehouse Inc	9 Lincoln Ave SE	56304	320.253.7150	800.522.9152
Missouri	Blue Springs	Clark's Tool & Equipment	815 W 40 Hwy	64015	816.228.9885	718.338.8914
Missouri	Kansas City	Heath Sales & Svc	518 East 16th Street	64108	816.421.3330	315.455.9522
Nebraska	Omaha	Thacker Electric Co	8517 "I" Street	68127	402.592.9433	910.483.5346
New York	Brooklyn	Five Boro Pneumatics	798 East 43rd Street	11210	718.338.8911	330.630.3320
New York	Syracuse	Ace Hydraulic Service	6720 VIP Pkwy	13111	315.454.8989	513.557.3265
Ohio	Tallmadge	Power Tool Repair Inc	371 West Ave.	44278	330.630.0022	614.481.2112
Ohio	Columbus	Central Ohio Power Tool	1042 Dublin Rd.	43212	614.481.2111	740-362-7500
Ohio	Cleveland	Tri County Power Tool	1300 Brookpark Rd	44109	866-873-8278	405.232.4722
Oklahoma	Oklahoma City	Hydraulic Equipment	2800 W. California Ave.	73107	405.235.3310	503.231.2521
Oregon	Portland	Charles H Day Co	602 South East 11th Ave	97214	503.232.1659	717.632.6582
Pennsylvania	Hanover	C&E Pneumatics	301 Poplar St	17331	717.632.4261	423.629.0125
Tennessee	Chattanooga	Tools & Hydraulics	910-C Creekside Rd	37422	423.622.8282	901.942.9487
Tennessee	Memphis	Authorized Equip Svc	812 Polk Ave	38126	901.774.0850	615.883.4236
Tennessee	Nashville	Tool-Smith	665 Massman Drive	37210	615.883.4833	713.228.0619
Texas	Houston	Power Tool Service Co	3718 Polk Avenue	77003	713.228.0100	856.723.6258
Texas	Laredo	Worldwide Automation	920 Santa Maria Ave	78040	956.727.0441	801.487.9840
Utah	Salt Lake City	HK Power Tools Service	2394 SW Temple	84115	801-637-1887	509.535.1755
Washington	Spokane	Air Electric Tools & Service, Inc.	5603 EAST 3RD AVE	99202	800-348-8337	304.253.5657
Wisconsin	West Allis	Professional Tool Center	2236 South 116th Street	53227	414.321.1234	920.432.0726
Wisconsin	New Berlin	Pro Tool Center	16333 Rogers Drive	53151	262-432-9307	
Wisconsin	Greenbay	Power Tool Service Co	1180 Ashwaubenon St	54304	920.983.4480	

Mission Statement

To lead our industry in quality and depth of products offered; while developing long term mutually beneficial business partnerships with valued customers and distributors alike.

To maintain and develop our established position as a US based manufacturer, and balance this with global manufacturing at carefully selected strategic partner factories, where our concepts of quality and dependability are shared.

851 Jupiter Park Lane
Jupiter, FL 33458
Toll-Free 800-327-9403
Fax: (561) 575-9134
Customer Service 800-356-3392
www.florida-pneumatic.com
www.universaltoolusa.com

Distributed by:

000U10
REV2015