

Alphabetical Index

Product	Page No.	Product	Page No.
Air Blow Guns and Accessories	61	Special Adapters & Fittings	36-37
Air Brake Coil Kits (Tractor Trailers)	50	Truck Valves	49
Air Brake Hose Assemblies	47	Fittings (Plastic)	30-31
Air Chucks	60	Drain Plugs & Gaskets	76-78
Air Hose-Assembled	61	Fuel and Oil Lines	66-68
Air Line Products	57-61	Adapter Fittings	67
Assortments & Merchandisers	4-11	Make-Up Information	68
Brake Lines (Steel)	78-80, IBC*	Numerical Listing	67
Couplers and Plugs (Quick Disconnect)	57-59	Universal Oil Filter Line Kit	68
Fittings and Valves (Brass)	Begin on page 12	Garden Hose Fittings	38
Air Brake Collet (Split ferrule)	46	Gladhand Couplings and Seals	50
Air Brake Copper Tube Compression	40-41	Grease Fittings	74-75
Air Brake Hose Ends	39	Grease Fitting Couplers	75
Air Brake Nylon Tube Compression	42-43	Heater Parts & Valves	70-71
Air Brake "Push-to-Connect"	44-45	Heavy-Duty Products	Begin on page 39
Ball Valves	45	Hood Stop	36
Brake Bolt Assemblies	50	Hose (Bulk)	48, 64
Brake Line Adapter Fittings and Unions	79	Air Brake Hose	48, 64
Bulkhead Fittings	46	Fuel Line Hose	64
Collet Compression	46	Push-On Hose	64
Compression	12-15	Hose Clamps	31
Double Compression	15	"Kant-Foul" Spark Plug Adapters	70
Drain-Cocks-Metal/Plastic/Metric	51	Lubrication Hoses, Tools, and Accessories	72-73
Frame Couplings	46	Oil Pan Drain Plugs & Gaskets	76-78
Fuel Line Fittings	26, 36	Oil Pressure Gauge Installation Kits	69
Fuseable Pipe Plugs	21	Plastic Fittings (w/ Washer, Vacuum)	30-31
Hose Barbs	28-29	Re-Coil Air Hose	57
Hose Couplings (Reusable Air)	37	Shim Stock	69
Hose Ferrules	30	Spark Plug Adapters	70
Inverted Flare	16-18	Special Adapters & Fittings	36-37
Manifold Nuts (Hexagon)	36	Tire Accessories and Tools	62
Marine Valves	56	Tube Tools	63
Needle Seat Valves	52-53	Tubing	48, 64-65
Pipe Fittings	19-21	Air Brake Copper Tubing	48, 65
Plastic Tube Fittings	34-35	Air Brake Nylon Tubing	48, 64
Push-On Fittings	26-27	Automotive Copper Tubing	65
"Push-to-Connect" Fittings	32-33	Nylon Tubing	65
Reusable Air Hose Couplings	37	Polyethelene Tubing	65
S.A.E. 45 Degree Flare	22-25	Steel Tubing	65, 78
Shut-off Cocks:		Vinyl Tubing	65
3 & 4 Way Gas Tank Selector	49		
Ground Key-Spring Bottom	54-55		
O-Ring Sealed Solid Bottom	56		

*IBC = Inside Back Cover

The ultimate installer of any item in this catalog bears a responsibility to make certain: 1) The item is correct for its intended use; 2) It is properly installed; 3) It is free of defects and functions correctly. As Coronet Parts Manufacturing Co., Inc., cannot control the manner or use of its product after they have been purchased, IT DISCLAIMS: 1) ALL EXPRESS AND IMPLIED WARRANTIES OF MERCHANTABILITY AND FITNESS FOR A PARTICULAR PURPOSE; 2) LIABILITY FOR PERSONAL INJURY, PROPERTY DAMAGE, OR CONSEQUENTIAL DAMAGES.

Assortments

Brass Fittings

Heavy-Duty Products

Valves

Airline Products

Lubrication Products

Brake System Products

Numerical Index

Series No. or Part No.	Page No.	Series No. or Part No.	Page No.	Series No. or Part No.	Page No.	Series No. or Part No.	Page No.	Series No. or Part No.	Page No.	Series No. or Part No.	Page No.
1F	67	104-	19	174-	36	386-	39	562-	46	769-1-	33
2F	67	105-	16	175-	15	387-	39	568-	46	770-	33
3F	67	105L-	16	175-4	36	388-	39	569-	46	770	63
4F	67	106-	16	175-5	36	389	50	595-	45	770-Y	63
7F	67	108-	19	175-6	36	390-	50	600-	18	771	63
8	36	109-	19	175-7	36	391-	46	608	74	771-	63
8F	67	110-	19	175-8	36	392-	46	610	74	772-	33
9F	67	111-	20	177-	15	400-	17	611	74	772-1-	33
10-	19	112-	20	184-	50	410-	26	612	74	773-	33
11-	15	113-	20	185-	50	411-	26	613	74	773-1-	33
11-4A	36	114-	20	186-	50	412-	26	616	75	775	63
12-	15	115-	16	187-	50	413-	26	617	75	775-	63
13-	15	116-	20	200-	16	414-	26	618	74	779	63
15-	15	117-	20	206	75	415-	26	627	74	780	63
16-	15	118-	20	210-	16, 79	416-	26	629	74	780C	63
35-	55	120-	20	211-	17, 79	417-	30	632	74	781-	63
41ES-	22	120-22R	36	212-	17, 79	417U	30	633	74	782	63
41F-	22	120R-	20	230-	64	417UC	8	634-	48, 64	782-	33
41FR-	22	121-	20	233-	64	418-	30	635-	48, 64	783	63
41FS-	22	122-	21	250-	17	418U	30	636	74	784	63
41IL-	22	123-	21	264	7	418UC	8	637	74	785	63
41S-	22	124-	21	266	7	419-	30	638	74	786-	33
42-	23	126-	21	268-	14	420-	30	641	74	800	11
42R-	23	127-	21	270-	37	421-	31	652	74	800x	11
43-	23	128-	21	271-	37	422-	31	652-	18	800Y	11
44-	23	129-	21	275	37	423-	31	665	74	801-	51, 70
44R-	23	130-	36	286	7	424-	31	666	74	802-	51
45-	23	131-	36	295	79	425-	31	667	74	803-	51
46-	23	132-	21	296	79	426-	31	669	75	804-	51
47-	24	138-	28	297	79	427-	31	670-	75	805-	37
48-	24	139-	28	299	79	428-	31	671	75	806-	51
49-	24	139S-	28	300-	17, 79	430-	64	672	75	807-	51
50-	24	140-	28	301-	79	437-	18	680	74	808-	51
51-	25	142-	36	302-	79	446-	25	688	74	809-	51
53-	25	143-	28	307-33	79	450-	17	698	74	810	51
54-	25	143-5	36	308-	79	455-	25	699	74	811	51
55-	25	143-6	36	309-	79	460-	42	701	74	812	51
56-	25	144-	28	310-	65	461-	42	702-	18	813	51
57-	25	145-	28	315-	48, 65	462-	42	711	9	814	51
60-	12	146-	28	320-	65, 78	463-	42	728	74	816-	52
61-	12	148-	29	325-	65	464-	42	739	74	817-	52
62-	13	149	6	330-	64	465-	42	740	9	818-	52
62R-	13	150-	29	335-	65	466-	42	742	74	819-	52
63-	13	151-	29	340-	65	468-	42	743	74	820-	52
64-	13	152-	29	352-	17	469-	43	744	74	821-	52
65-	13	153-	29	362-	39	470-	43	745	74	822-	52
66-	13	154-	29	367-	39	471-	43	752-	18	823-	53
68-	13	156-	25	368-	39	472-	43	755	10	824-	53
69-	14	157-	25	369-	39	475-	43	755x	10	825-	53
70-	14	157-xxx	30	370-	39	477-	43	755y	10	826-	53
71-	14	161-	12	377-	39	480-	43	759-	32	827-	53
72-	14	162-	15	378-	39	482-	43	762-	32	834	53
75-	14	164-	15	379-	39	483-	43	764-	32	836-	49
76-	14	165-	15	380-	46	490-	37	765	11	840-	54
77-	14	166-	15	381-	46	493-	55, 62	765x	11	842-	54
98-	31	168-	15	382-	46	494-	55, 62	765Y	11	844-	54
100-	19	169-	15	383-	50	502-	17	765-	32	848-	54
101-	19	170-	5	384-	50	550-	18	766-	32	849	53
102-	19	171-	15	385-	50	560-	46	768-	32	850	11
103-	19	172-	15	386	50	561-	46	769-	33	850x	11

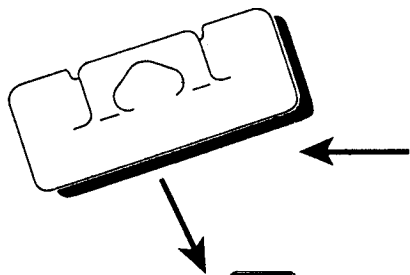
CONTINUED

Numerical Index

Series No. or Part No.	Page No.	Series No. or Part No.	Page No.	Series No. or Part No.	Page No.	Series No. or Part No.	Page No.	Series No. or Part No.	Page No.	Series No. or Part No.	Page No.
850y	11	1162-	38	4372-	59	6800	73	72710	4	M64-	15
851-	54	1163-	38	4461-	59	6850	73	72711	4	M65-	15
862-	54	1164	38	4462-	59	6908	73	72712	4	M66-	15
864-	54	1165-	38	4471-	59	6912	73	AMG	77	M68-	15
868-	55	1166-	38	4472-	59	6918	73	B60-	40	M69-	15
871-	55	1712-	71	4561-	59	6957	73	B161-	40	M70-	15
875-	55	1713-	71	4562-	59	6959	73	B162-	40	M71-	15
880-x	55	1714-	71	4571-	59	8842	56	B164-	40	M72-	15
880-xx	70	1715-	71	4572-	59	8848	56	B165-	40	M77-	15
881-	49	1716-	71	4780	61	8875	56	B166-	40	MD100	9
881S-	70	1717-	71	4785	61	8880	56	B168-	41	MG	77
882-	49	1718-	71	4790	61	8890	56	B169-	41	MP	77
883-	49	1719-	71	4795-	61	8942	56	B170-	41	MP200	6
884-	49	1720-	71	4796	61	8948	56	B171-	41	N	67, 68
885-	70	1721-	71	4797	61	8975	56	B172-	41	NBL1	67
886-	49	1722-	71	4800	60	8980-	56	B176-	41	NBL10	67
887-	49	1723-	71	4801-	60	8990-	56	B177-	40	NL	66
889-	49	2010	61	4802	60	9560-	34	B179-	41	OP	76
890-	55	2013	61	4803	60	9561-	34	BL-A	68	OP15	6
894-	49	2016	61	4810	60	9561B-	34	BL100	68	OP21	6
895-	49	2019	57	4811	60	9561N-	34	BMG	77	OP38C	8
896-	49	2020	57	4812	58	9562-	34	CMG	77	OP39C	8
898	18	2022	57	4813	60	9562C-	34	CS	31	OP40C	8
899	18	2023	57	4814	60	9562R-	34	D142	36	OPR6	76
900	18	2025	57	4820	60	9564-	34	DV20	8	OPR6C	8
901	18	2026	57	4830	60	9566-	34	DV21	8	OPR10	76
902	18	2152	36	4835	60	9568-	34	DV31	8	OPR10C	8
903	18	2162	36	4840	60	9569-	35	DV100	9	P11-	26
904	18	2162B	36	4860	58	9570-	35	FG	76	P41-	26
905	18	2637	74	4910	62	9571-	35	FMG	77	P48-	27
906	18	2638	74	4911	62	9572-	35	GN	76	P60-	12
914	18	2641	74	4913	62	9577-	35	GN10	6	P61-	12
962-	44	3610	75	4915	62	9582-	35	H360-6	48, 65	P62-	15
964-	44	3613	75	4916	62	9583-	35	HL	80	P64-	15
965-	44	3637	75	4920	62	9584-	35	HL100	IBC	P65-	15
966-	44	3638	75	4921	62	26412 thru		HL200	IBC	P66-	15
968-	44	3641	75	4958	62	26472	47	HL300	IBC	P68-	15
969-	44	3688	75	6100	75	26614 thru		HL2234	7	P69-	15
969-1-	45	3710	75	6250	75	26672	47	HL3000	7	P70-	15
970-	45	3737	75	6280	75	28614 thru		HL3100	7	P71-	15
971-1-	45	3738	75	6300	75	28672	47	HL3200	7	P72-	15
972-1-	45	4106	37	6400	72	71123	4	HL3300	7	P77-	15
975-	45	4140	58	6450	72	72301	5	HL4000	7	P103-	27
977-1-	45	4150	58	6451	72	72302	5	HL5000	7	P105-	27
980-1-	45	4160	58	6452	72	72303	5	HL6000	7	P112-	27
986-1-	45	4161-	58	6453	72	72304	5	HLA	7, 80	P116-	27
1048A	38	4162-	58	6454	72	72501	5	HLD3400	7	P200-	27
1049	38	4170-	37	6456	72	72610	5	HLR	7	P600	6
1051-	38	4171-	37	6460	72	72615	5	KF14	70	P620	6
1052-	38	4171-4	58	6470	72	72620	5	KF14-24C	8	P630	6
1053-	38	4172-	58	6508	73	72625	5	KF14A	70	P640	6
1054-	38	4173-	37	6512	73	72701	5	KF14A-24C	8	PF-	69
1057B	38	4205-	18	6518	73	72702	5	KF14L	70	PF14	70
1060	38	4261-	58	6612	73	72703	5	KF14L-24C	8	PG18	70
1065-	38	4262-	58	6618	73	72704	5	KF18	70	PHS	27
1151-	38	4271-	58	6706	73	72705	5	KF18A	70	RG56	76
1152-	38	4272-	58	6712	73	72706	5	KF18A-24C	8	RMG	77
1153-	38	4361-	59	6718	73	72707	5	KMG	77	S	69
1154	38	4362-	59	6750	73	72708	5	M60-	12	S110-	71
1161-	38	4371-	59	6755	73	72709	5	M62-	15		

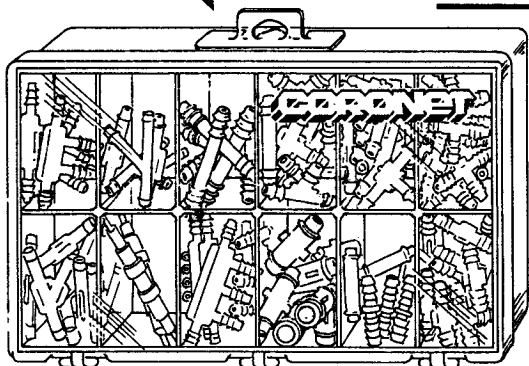
**"HANG-IT"
TAB**

/ Plastic Fitting Assortments



**"HANG-IT"
TAB**

For the automotive wholesaler doing some retail business—or the completely retail auto parts store—the **"HANG-IT"** tab makes any assortment suitable for display. Just bend the tab slightly away from the assortment, and **"HANG-IT"**! Of course, any assortment can still be stored on a shelf—the tab lies flat when not in use. Most of our assortments will have **"HANG-IT"** tabs attached to them: look for this symbol **"HANG-IT"** in the description of any assortment. ("Basic" assortments—on page five—have built-in display capability.)



PLASTIC FITTING ASSORTMENTS

Three plastic fitting assortments, each one loaded with popular numbers, enabling wholesalers—and installers—to satisfy almost every plastic fitting shape or size requirement. Each assortment is packaged in a long-lasting, heavy-duty, see-thru plastic box; its label shows fittings full-size, making identification quick, easy, and accurate.

PLASTIC FITTINGS ASSORTMENT— "ALL-TEES"—NO. 72710

21 part numbers—75 pieces

3-417-22	3-423-232	2-423-646
2-417-2.5	5-423-323	2-423-664
6-417-33	5-423-332	3-428-2
5-417-44	3-423-343	6-428-3
4-417-55	4-423-433	4-428-4
2-417-66	4-423-443	3-428-5
4-423-223	3-423-636	2-428-6

PLASTIC FITTINGS ASSORTMENT— "CONNECTORS & ELBOWS" NO. 72711

17 part numbers—79 pieces

3-418-22	3-418-55	3-428-2
5-418-23	3-418-66	10-428-3
4-418-24	5-424-23	6-428-4
8-418-33	5-424-33	3-428-5
6-418-34	5-424-34	2-428-6
4-418-44	4-424-44	


PLASTIC FITTINGS ASSORTMENT— "SPECIALS & 'Y's"—NO. 72712

17 part numbers—66 pieces

4-419-3	2-421-466	2-428-2
4-420-3	2-421-5	10-428-3
2-421-2	2-421-6	5-428-4
8-421-3	4-422-3	2-428-5
6-421-4	3-425-3	3-428-6
4-421-443	3-426-3	

See plastic fittings on pages 30-31

"Special Adapters" Brass Fitting Assortment



Here's an assortment of those hard-to-find adapter fittings which are absolutely essential for the proper completion of almost any brake installation or service.

This assortment is an excellent complement to, and can be used with, the #711 "Brake Work" assortment on page 9.

**"HANG-IT"
TAB**

SPECIAL ADAPTERS WITH INVERTED SEAT ASSORTMENT Part No. 71123

Quan.	Part No.	Tube O.D.	Male Thread
3	212-39	3/16	9/16-18
5	212-3920	3/16	9/16-20
3	212-38	3/16 (9/16-18)	1/2-20
5	212-3918	3/16 (1/2-20)	9/16-18
7	212-49	1/4	9/16-18

See brass fittings and assortments on pages 9-25

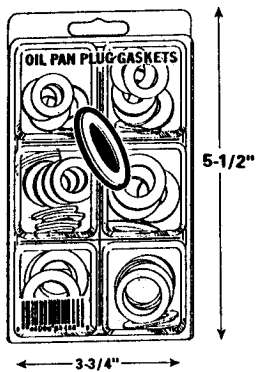
"Basic" Assortments

"BASIC" ASSORTMENTS

A series of mini-assortments providing the professional mechanic—and the serious D-I-Y-er – with an inexpensive supply of product designed to satisfy a specific need. Each assortment contains fittings of the same "Basic" pattern, in a variety of sizes. (e.g., #72501 contains 18 pieces of 1/2" oil pan plugs, in 7 different sizes; #72707 contains 12 plastic "Y" fittings, in 7 different sizes.)

Each "Basic" assortment is packaged in a see-thru plastic container, suitable for pegboard display, with clear eye-catching graphics.

"BASIC" OIL PAN PLUGS & GASKET ASSORTMENTS



METRIC FIBER GASKET ASSORT. No. 72610

- 6 - FMG12 6 - FMG16
- 8 - FMG12G 7 - FMG18
- 20 - FMG14 3 - FMG20

Std. Pckg. Quantity: 4

METRIC COPPER "CRUSH" GASKET ASSORTMENT No. 72620

- 4 - KMG12 4 - KMG16
- 2 - KMG12G 8 - KMG18
- 6 - KMG14 3 - KMG20

Std. Pckg. Quantity: 4

METRIC NYLON GASKET ASSORT. No. 72615

- 6 - MG12 6 - MG16
- 8 - MG12G 7 - MG18
- 20 - MG14 3 - MG20

Std. Pckg. Quantity: 4

DOMESTIC FIBER GASKET ASSORTMENT No. 72625

- 32 - FG1 12 - FG10A
- 16 - FG52 7 - FG10AA

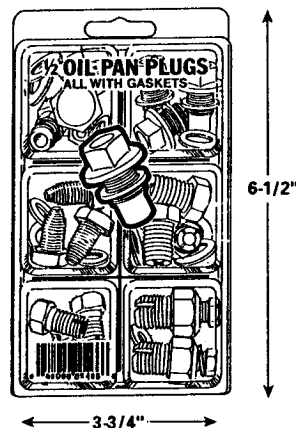
Std. Pckg. Quantity: 4

1/2-INCH OIL PAN PLUG ASSORTMENT No. 72501

(All with Gaskets)

- 5 - OP5 2 - OP10A
- 3 - OP52 1 - OP38
- 3 - OP10 1 - OP39
- 3 - OP10A

Std. Pckg. Quantity: 1



See oil pan plugs and gaskets on pages 6, 76-8

"BASIC" PLASTIC FITTING ASSORTMENTS

PLASTIC TEE ASSORTMENT No. 72701

- 1 - 417-22 2 - 417-55
- 5 - 417-33 1 - 417-66
- 3 - 417-44

Std. Pckg. Quantity: 4

PLASTIC REDUCING TEE ASSORTMENT No. 72702 (1/8-3/16-1/4)

- 1 - 423-232 2 - 423-332
- 2 - 423-323 1 - 423-433
- 2 - 423-343 1 - 423-443

Std. Pckg. Quantity: 4

PLASTIC REDUCING TEE ASSORTMENT No. 72703 (1/4-5/16-3/8)

- 4 - 423-636 2 - 423-656
- 2 - 423-646 1 - 423-664

Std. Pckg. Quantity: 4

PLASTIC ELBOW ASSORTMENT No. 72704

- 2 - 424-23 4 - 424-34
- 6 - 424-33 2 - 424-44

Std. Pckg. Quantity: 4



PLASTIC CONNECTOR ASSORT. No. 72705

- 2 - 418-22 2 - 418-55
- 5 - 418-33 1 - 418-66
- 4 - 418-44

Std. Pckg. Quantity: 4

PLASTIC REDUCER CONNECTOR ASSORT. No. 72706

- 2 - 418-23 5 - 418-34
- 3 - 418-24 1 - 418-46

Std. Pckg. Quantity: 4

PLASTIC "Y" ASSORTMENT No. 72707

- 1 - 421-2 2 - 421-443
- 4 - 421-3 1 - 421-466
- 2 - 421-4 1 - 421-6
- 1 - 421-5

Std. Pckg. Quantity: 4

PLASTIC SPECIAL SHAPES ASSORT. No. 72708

- 3 - 419-3 1 - 425-3
- 2 - 420-3 1 - 426-3
- 2 - 422-3

Std. Pckg. Quantity: 4

VACUUM CAPS ASSORTMENT No. 72709

- 2 - 428-2 3 - 428-5
- 8 - 428-3 1 - 428-6
- 5 - 428-4

Std. Pckg. Quantity: 4

See plastic fittings on pages 30-1

"BASIC" GREASE FITTING ASSORTMENTS

AUTOMOTIVE GREASE FITTING ASSORTMENT No. 72301 (1/4-28 Male Thread)

- 3 - 637 4 - 638 18 - 641

Std. Pckg. Quantity: 4

HEAVY DUTY TRUCK GREASE FITTING ASSORTMENT No. 72302 (1/8 Male Pipe Thread)

- 12 - 610 3 - 613 4 - 688

Std. Pckg. Quantity: 4

METRIC AUTOMOTIVE GREASE FITTING ASSORTMENT No. 72303 (6mm x 1.0)

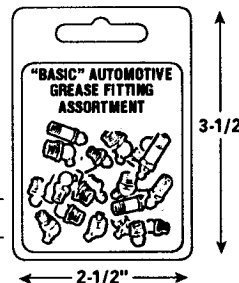
- 3 - 3637 4 - 3638 15 - 3641

Std. Pckg. Quantity: 4

SELF-TAPPING AUTOMOTIVE GREASE FITTING ASSORTMENT No. 72304


- 3 - 2637 3 - 2638 14 - 2641

Std. Pckg. Quantity: 4



See grease fittings and assortments on pages 6, 74-5

Oil Pan Gasket & Plug Assortments



OP15

STANDARD DRAIN PLUG AND GASKET ASSORTMENT PART NO. OP15

An assortment of 30 drain plugs and gaskets in 8 different numbers packed in a see-thru plastic box.

Contents of assortment:

- | | | |
|---------|----------|----------|
| 7 - OP5 | 1 - OP8 | 4 - OP11 |
| 3 - OP6 | 3 - OP9 | 4 - OP12 |
| 3 - OP7 | 5 - OP10 | |



MP200

MP200 ASSORTMENT

An assortment of 20 metric drain plugs (with gaskets), 12MM to 20MM; includes metric plugs for American cars.

Contents of assortment:

- | | | |
|----------|-----------|----------|
| 3 - MP12 | 5 - MP12G | 5 - MP14 |
| 3 - MP16 | 2 - MP18 | 2 - MP20 |


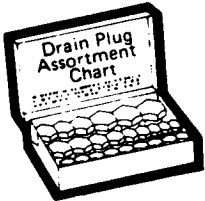
OVERSIZED DRAIN PLUG AND GASKET ASSORTMENT PART NO. OP21

An assortment of 21 oversized drain plugs and gaskets in 7 different numbers packed in a metal box. All plugs are marked with thread diameter size.

Contents of assortment:

- | | | |
|----------|-----------|-----------|
| 4 - OP6A | 6 - OP10 | 3 - OP11A |
| 1 - OP7A | 3 - OP10A | |
| 1 - OP8A | 3 - OP10A | |

OP21



149

FIBER DRAIN PLUG GASKET ASSORTMENT PART NO. 149

Seven different size gaskets for standard and oversize drain plugs. Gasket fibre of high tensile strength and long life. Colored for ease of identification. (125 gaskets)

Contents of assortment:

- | | |
|--------------|---------------|
| 30 FGI red | 10 FG8A red |
| 20 FG2 black | 20 FG10A gray |
| 10 FG3 red | 15 FG10AA red |
| 20 FG4 black | |

NYLON DRAIN PLUG GASKET ASSORTMENT PART NO. GN10

3 items, 100 gaskets. Assortment will replace the oil pan gasket on over 90% of all cars.

Contents of assortment:

- | | | |
|-------------|-------------|-------------|
| 50 pcs. GN1 | 25 pcs. GN2 | 25 pcs. GN4 |
|-------------|-------------|-------------|



See oil pan plugs and gaskets on pages 76-78

Grease Fitting Assortments




BASIC ASSORTMENT PART NO. P600

7 items, 100 pieces.

100 fastest moving grease fittings in a plastic box.

Contents of assortment:

- | | | |
|----------|----------|---------|
| 15 - 610 | 10 - 637 | 5 - 688 |
| 5 - 612 | 15 - 638 | |
| 5 - 613 | 45 - 641 | |



METRIC FITTINGS ASSORTMENT PART NO. P630

9 items, 100 pieces.

All metric grease fitting assortments packed one per plastic box.

Contents of assortment:

- | | | |
|-----------|-----------|----------|
| 10 - 3610 | 20 - 3638 | 4 - 3710 |
| 10 - 3613 | 20 - 3641 | 4 - 3737 |
| 20 - 3637 | 8 - 3688 | 4 - 3738 |

MASTER ASSORTMENT PART NO. P620

16 items, 200 pieces.

Packed one assortment per plastic box.

Contents of assortment:

- | | | |
|----------|----------|----------|
| 20 - 610 | 10 - 637 | 10 - 688 |
| 10 - 613 | 20 - 638 | 10 - 728 |
| 10 - 616 | 30 - 641 | 10 - 742 |
| 10 - 617 | 10 - 666 | 10 - 743 |
| 10 - 627 | 10 - 667 | |
| 10 - 629 | 10 - 680 | |



POPULAR FITTINGS ONLY PART NO. P640

3 items, 50 pieces.

50 of the fastest moving grease fittings in a plastic box.

Contents of assortment:

- | |
|----------|
| 25 - 641 |
| 10 - 637 |
| 15 - 638 |

See grease fittings on pages 74-5

Brake Line Assortments & Racks

"BASIC" ASSORTMENT Part No. HL2234


An assortment of twenty-two brake lines, in 3/16 and 1/4 diameters. Just the right size for any servicer with limited space, or for a jobber who needs to selectively increase his brake line inventory. Not supplied with any rack.

Contents of assortment:

1 - HL3008	2 - HL4008
2 - HL3012	2 - HL4012
3 - HL3020	1 - HL4020
2 - HL3030	2 - HL4030
2 - HL3040	1 - HL4040
1 - HL3051	1 - HL4051
1 - HL3060	1 - HL4060

BRAKE LINE RACK Part No. HLR3000 (3/16 & 1/4 Lines)

An all-steel brake line dispenser rack, allowing also for the storage and display of over fifty steel brake lines, in 3/16 or 1/4 diameter. It is included in Adapter Line Assortment #HLD3400, and most of the Jobber SpaceSaver Assortments below, and can be used for assortment No. HL2234.



HLR3000

JOBBER "SPACE-SAVER" ASSORTMENTS

Each assortment contains four pieces of each of seven lengths—8, 12, 20, 30, 40, 51, 60—a total of twenty-eight lines. All lines are color coded for quick and easy identification.

Each assortment comes with an HLR3000 rack.


ADAPTER LINE ASSORTMENT Part No. HLD3400

An assortment of adapter brake lines - four pieces each of seven different patterns - enabling the installer to use a 3/16 or 1/4 brake line without having to find the correct adapter fitting. A necessary item for all jobbers, and any servicer doing brake work.

An HLR3000 is included.

Contents of assortment:

HL3D048	HL4B78
HL3G058	HL4S058
HL3K058	HL4U108
HL3L108	



HLR5000

Part No.	Contents of assortment:
HL3000	3/16 O.D. standard domestic lines
HL3100	Metric thread - bubble flare foreign lines
HL3200	U.S. thread - bubble flare foreign lines
HL3300	Metric thread - standard flare foreign lines
HL4000	1/4 O.D. standard domestic lines
HL5000*	5/16 O.D. standard domestic lines
HL6000*	3/8 O.D. standard domestic lines
HLA3000	3/16 O.D. armored domestic lines
HLA4000	1/4 O.D. armored domestic lines
HLD3400	3/16 & 1/4 adapter lines
HLR3000	Rack only for 3/16 and 1/4 O.D. lines
HLR5000	Rack only for 5/16 and 3/8 O.D. lines

*comes with HLR5000

See brake lines and fittings on pages 79, 80, inside back cover


Air Brake Hose Assortments & Rack

Three Air Brake Hose Assortments covering virtually all the hose requirements of any truck shop or Heavy-Duty Wholesaler. All hoses meet, and are marked in accordance with, DOT requirements. All hoses come with male pipe adapter fitting installed. Each assortment of eighteen hoses, in twelve different lengths, covers a specific hose assembly design.

All assortments include all-steel hose rack AHR6800.

Contents of assortment:

Part No. 264		Part No. 266		Part No. 286	
1 - 26418	1 - 26434	1 - 26618	1 - 26634	1 - 28618	1 - 28634
2 - 26420	2 - 26436	3 - 26620	2 - 26636	1 - 28620	3 - 28636
3 - 26424	2 - 26440	2 - 26624	1 - 26640	2 - 28624	2 - 28640
2 - 26428	1 - 26442	2 - 26628	1 - 26642	2 - 28628	1 - 28644
1 - 26430	1 - 26448	1 - 26630	2 - 26648	1 - 28630	2 - 28648
1 - 26432	1 - 26460	1 - 26632	1 - 26660	1 - 28632	1 - 28660




AHR6800

See air brake hose assemblies on page 47


Merchandise Cards



Card No.	Contains:
OPR6C	6-OPR6
OPR10C	6-OPR10



Card No.	Contains:
KF14-24C	24-KF14
KF14A-24C	24-KF14A
KF18A-24C	24-KF18A

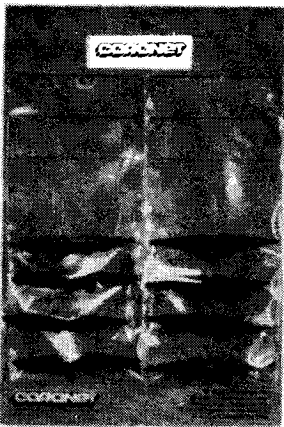


Card No.	Contains:
OP38C	12-OP38
OP39C	12-OP39
OP40C	8-OP38 4-OP89



Card No.	Contains:
417UC	8-417U


Card No.	Contains:
DV20	4-801-2 16-801-4 2-803-2 2-807-4
DV21	4-801-2 20-801-4



Card No.	Contains:
418UC	8-418U



Card No.	Contains:
KF14L-24C	24-KF14L




Card No.	Contains:
DV31	12-801-4

See oil pan drain plugs on pages 76-8
See radiator drain cocks on page 51
See Kant-Foulers on page 70

Brass Fitting Assortments

"BRAKE WORK" BRASS FITTING ASSORTMENT



PART NO. 711 – 18 items, 75 pieces.


An ideal assortment of brass fittings for any repairman or servicer doing brake work. Contains the most popular brake line unions, adapters, elbows, and nuts, as well as compression unions, nuts, and sleeves. It comes packed in a clear plastic box with an illustrated label and "Hang-it" tab for optional pegboard display.

Contents of assortment:

Quantity	Part No.	Quantity	Part No.	Quantity	Part No.
5	60-3	5	105-3S	5	300-3
5	60-4	5	105-4S	2	300-4
5	60-5	5	105-5S	2	300-5
2	62-3	5	200-32	5	400-32
2	62-4	5	200-42	5	400-42
2	62-5	5	200-52	5	400-52

With "HANG-IT" tab (See page 4)

DEALER-GARAGE-REPAIRMAN ASSORTMENT



PART NO. T740 — 63 items, 340 pieces.


For the full-service professional repairman or servicer, this assortment contains a complete stock of fast moving SAE/inverted flare, pipe, and compression, brass fittings, and drain cocks. It comes packed in a high-impact plastic box with an illustrated chart describing each item. Assists in servicing most cars, trucks, off-road vehicles, and industrial equipment.

Contents of assortment:

Quantity	Part No.	Quantity	Part No.	Quantity	Part No.	Quantity	Part No.
5	11-2	20	60-5	2	69-32	3	112-4
5	11-3	20	60-6	2	69-42	2	116-2
5	11-4	10	61-2	3	69-52	1	116-4
3	12-22	10	61-3	2	69-64	5	200-32
2	15-22	10	61-4	5	103-2	5	200-42
4	41S-4	10	61-5	3	103-4	5	200-52
3	41S-5	5	61-6	7	105-3S	3	300-3
2	41S-6	5	61-3	7	105-4S	3	300-4
3	48-42	5	62-4	7	105-5S	3	300-5
2	48-52	5	62-5	5	105L-3	3	400-32
2	48-64	5	62-6	5	105L-4	3	400-42
2	49-42	3	68-22	5	109-2	3	400-52
1	49-52	3	68-32	4	109-4	3	410-52
20	60-2	5	68-42	5	110-42	3	410-64
20	60-3	5	68-52	2	110-64	3	801-4
20	60-4	3	68-64	5	112-2		

See brass fittings on pages 12-25

Drain Cock Assortments



METRIC PLASTIC DRAINCOCK ASSORTMENT PART NO. MD100


5 items, 14 pieces.

Replaces most popular metric plastic draincocks: includes gasket or o-ring

Contents of assortment:

- 3 - No. 810 3 - No. 813
- 3 - No. 811 3 - No. 814
- 2 - No. 812

With "HANG-IT" tab (See page 4)



DV100

DRAINCOCK ASSORTMENT PART NO. DV 100

4 items, 24 pieces.

Replaces any style 1/8 or 1/4 pipe thread draincock.

Contents of assortment:


- 18 - No. 801-4
- 4 - No. 801-2
- 1 - No. 803-2
- 1 - No. 807-4

With "HANG-IT" tab (See page 4)

Packed one per plastic box

See draincocks on page 51

Brass Fitting Assortments



755X-EMPTY CABINET
755Y-LABEL SET

MASTER BRASS FITTING MERCHANDISER

Part No. 755

Contains: 186 items • 1506 pieces

Coronet's steel master merchandiser is the most effective and efficient way to merchandise your brass fittings. This unit holds 186 different parts in 144 drawers but requires only minimum floor space (only 10" deep x 26" wide x 70" high).

Each of the 144 clear plastic sliding drawers has a color coded label showing picture, part no. and size, which provide fast product identification.

Contents of master merchandiser:


Quantity	Part No.	Quantity	Part No.	Quantity	Part No.
5	10-42	5	66-52	10	120R-64
5	10-64	5	66-64	10	121-2
10	11-2	10	68-22	10	121-4
10	11-3	10	68-32	10	122-2
10	11-4	10	68-42	10	122-4
10	11-5	10	68-44	5	122-6
5	12-22	10	68-52	5	123-42
5	12-32	10	68-54	10	124-2
5	12-42	5	68-62	10	124-4
5	12-52	10	68-64	5	127-2
5	15-22	5	68-66	5	127-4
10	41S-3	5	68-86	10	200-32
10	41S-4	5	69-22	10	200-42
10	41S-5	5	69-32	10	200-44
10	41S-6	5	69-42	10	200-52
10	41S-8	5	69-44	10	200-54
10	42-4	5	69-52	5	200-62
10	42-5	5	69-54	5	200-64
10	42-6	5	69-64	10	210-34
5	42-8	5	69-86	10	210-35
5	46-42	5	72-32	10	210-43
5	46-52	5	100-2	10	210-45
5	46-64	5	100-4	10	210-56
5	48-32	5	101-2	5	212-39
5	48-42	5	101-4	5	212-3920
5	48-44	5	103-2	5	212-49
5	48-52	5	103-4	10	300-3
5	48-54	5	103-6	10	300-4
5	48-62	20	105-3S	10	300-5
5	48-64	20	105-4S	5	300-6
5	48-86	20	105-5S	5	309-6
5	49-32	10	105-6S	5	309-10
10	49-42	5	105-8S	5	352-32
5	49-44	10	105L-3	5	352-42
10	49-52	10	105L-4	5	352-52
5	49-54	10	106-3	5	352-62
5	49-64	10	106-4	10	400-32
5	49-86	10	106-5	10	400-42
50	60-2	10	106-6	5	400-44
50	60-3	10	109-2	10	400-52
50	60-4	10	109-4	5	400-54
50	60-5	5	109-6	5	400-62
20	60-6	5	109-8	5	400-64
10	60-8	10	110-42	5	410-42
10	61-2	10	110-62	5	410-52
10	61-3	10	110-64	5	410-54
10	61-4	5	110-82	5	410-64
10	61-5	5	110-84	5	410-66
10	61-6	5	110-86	5	410-86
5	61-8	5	110-128	5	412-42
10	62-2	10	112-2	5	412-52
10	62-3	10	112-4	5	412-64
10	62-4	5	112-6	5	413-55
10	62-5	5	113-215	5	413-66
10	62-6	5	113-220	5	417U
5	62-8	5	113-415	5	418U
5	64-4	5	113-420	5	801-2
5	64-5	5	116-2	5	801-4
5	64-6	5	116-4	1	840-4
5	66-22	5	116-6	3	875-4
5	66-32	10	120-2	1	895-4
5	66-42	10	120R-42	1	896-4

Brass Fitting Assortments

THE "765" CABINET

The centerpiece for each of the three assortments below, this all-steel cabinet (with forty-eight see-thru plastic drawers), puts a very specific inventory into the hands of either the professional full-service or heavy-duty repair center, or the jobber who wants to service these market segments. The size of the "765" - 10" deep x 17" high x 26" wide - permits its secure placement on a standard 12" x 36" shelf.

Each assortment has its own label set specifically designed for it: all labels have a product illustration, size, and part number.



STREAMLINED JOBBER ASSORTMENT

Part No. 765 - Contains: 96 items - 990 pieces.

This assortment contains a broad selection of the most popular brass fittings, in compression, pipe SAE and inverted flare patterns.

Contents of assortment:

Quantity	Part No.	Quantity	Part No.	Quantity	Part No.	Quantity	Part No.
5	10-42	10	62-2	10	105-6S	10	200-52
5	10-64	10	62-3	10	105L-3	5	200-64
10	11-2	10	62-4	10	105L-4	10	210-34
10	11-4	10	62-5	10	106-3	10	210-35
10	41S-4	10	62-6	10	106-4	10	210-43
10	41S-5	5	66-22	10	106-5	10	210-45
10	41S-6	10	68-22	10	106-6	10	210-56
10	42-4	10	68-32	10	109-2	5	212-39
10	42-5	10	68-42	10	109-4	5	212-3920
5	48-42	10	68-52	5	109-6	5	212-49
5	48-52	10	68-64	10	110-42	10	300-3
5	48-64	10	69-32	10	110-64	10	300-4
10	49-42	5	69-42	10	112-2	10	300-5
10	49-52	5	69-52	10	112-4	5	300-6
50	60-2	5	69-64	5	113-215	10	400-32
50	60-3	5	100-2	5	113-415	10	400-42
50	60-4	5	100-4	5	116-2	10	400-52
50	60-5	5	101-2	5	116-4	5	400-64
20	60-6	5	101-4	10	120-2	5	410-52
10	61-2	5	103-2	10	122-2	5	410-54
10	61-3	5	103-4	10	122-4	5	410-64
10	61-4	20	105-3S	5	127-2	5	413-55
10	61-5	20	105-4S	10	200-32	5	413-66
10	61-6	20	105-5S	10	200-42	5	801-4

765X - EMPTY CABINET

765Y - LABEL SET

COPPER TUBE AIR BRAKE FITTING ASSORTMENT

Part No. 800 - Contains: 59 items - 250 pieces.

An assortment of "long nut" DOT MARKED air brake fittings interchanging with original equipment, and covering 90% of the fittings used in servicing this market.

Contents of assortment:

Quantity	Part No.	Quantity	Part No.	Quantity	Part No.	Quantity	Part No.
10	B60-4	3	B164-4	3	B168-68	2	B171-64
20	B60-6	3	B164-6	3	B168-86	2	B171-66
10	B60-10	2	B164-8	3	B168-88	3	B172-64
5	B60-10	2	B164-10	3	B168-108	3	B172-66
5	B60-12	3	B165-6	3	B168-128	3	B177-64
5	B161-4	5	B166-42	5	B169-42	2	B177-86
15	B161-6	3	B166-62	3	B169-62	5	367-6
5	B161-8	5	B166-64	5	B169-64	3	368-64
3	B161-10	3	B166-66	3	B169-66	2	368-66
3	B161-12	3	B166-86	3	B169-68	3	368-68
5	B162-4	5	B168-42	3	B169-86	3	369-6
10	B162-6	3	B168-44	3	B169-108	2	378-64
3	B162-8	5	B168-62	2	B169-128	2	378-66
3	B162-10	10	B168-64	3	B170-64	2	378-68
3	B162-12	5	B168-66	3	B170-66		

800X - EMPTY CABINET

800Y - LABEL SET

NYLON TUBE AIR BRAKE FITTING ASSORTMENT

Part No. 850

Contains: 64 items - 294 pieces.

An assortment of "short-nut" DOT MARKED brass fittings with tube inserts permanently pressed in place, for use with SAE J844 (types 3A and 3B) air brake nylon tubing. Fittings interchange with original equipment; assortment supplies 90% of the fittings used in this market.

Contents of assortment:

Quantity	Part No.	Quantity	Part No.	Quantity	Part No.
10	460-4	2	464-8	3	469-68
20	460-6	1	464-10	2	469-86
10	460-8	2	465-6	1	469-108
4	460-10	5	466-42	1	469-128
4	460-12	3	466-62	1	470-64
5	461-4	5	466-64	1	470-66
10	461-6	3	466-66	2	471-64
5	461-8	3	466-86	2	471-66
3	461-10	5	468-42	2	472-64
3	461-12	3	468-44	2	472-66
5	462-4	5	468-62	1	480-64
6	462-6	5	468-64	1	480-84
3	462-8	5	468-66	5	367-6
1	462-10	3	468-68	3	368-64
1	462-12	2	468-86	3	368-66
20	463-4	2	468-88	3	368-68
30	463-6	1	468-108	3	369-6
20	463-8	1	468-128	2	378-64
6	463-10	5	469-42	2	378-66
6	463-12	5	469-62	2	378-68
2	464-4	5	469-64		
2	464-6	5	469-66		

850X - EMPTY CABINET

850Y - LABEL SET

See brass fittings on pages 12-25

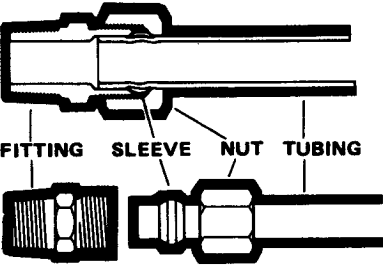
See air brake fittings on pages 39-46

Standard Compression

Used with: Copper, brass, aluminum and plastic tubing. Not recommended for steel tubing. Soft plastic tubing requires internal tube support.

Advantages: Low cost. No flaring required. Easy to assemble. Available with long or short nut and in wide range of styles and sizes.

Typical Applications: Gasoline, oil, water, vacuum lines, air lines, and other low and medium pressure uses where excessive vibration or tube movement is not involved. Use long nuts (161 Series) to improve vibration characteristics.



- ASSEMBLY INSTRUCTIONS**
1. Slide nut and then sleeve on tubing. Threaded end of nut must face out.
 2. Insert tubing into fitting body. Be sure tubing is bottomed on fitting shoulder.
 3. Assemble nut to fitting body.
 4. Tighten nut securely compressing sleeve to create seal with tube.

Note: For soft plastic tubing — insert proper tube support into plastic tubing and proceed as in Step 1. Delrin sleeve (P60 Series) can be used in place of brass sleeve to prevent cutting tube.

STANDARD SLEEVE

Part No.	O.D. Tube	Std.Pckg. Quantity
60-2	1/8	50
60-3	3/16	50
60-4	1/4	50
60-5	5/16	50
60-6	3/8	20
60-7	7/16	10
60-8	1/2	10
60-10	5/8	10
60-12	3/4	10
60-14	7/8	5



DELRIN SLEEVE

Part No.	O.D. Tube	Std.Pckg. Quantity
P60-4	1/4	20
P60-5	5/16	20
P60-6	3/8	20
P60-8	1/2	10
P60-10	5/8	10



Use with Plastic Tubing. See Page (15) for ordering assemblies with Delrin Sleeves.

IN-LINE SLEEVE

Part No.	O.D. Tube	Std.Pckg. Quantity
M60-2	1/8	10
M60-3	3/16	10
M60-4	1/4	20
M60-6	3/8	20
M60-8	1/2	10
M60-10	5/8	10



Use with Plastic Tubing where alignment is necessary. See Page (15) for ordering assemblies with In Line Sleeves.

NUT

Part No.	O.D. Tube	Std.Pckg. Quantity
61-2	1/8	10
61-3	3/16	10
61-4	1/4	10
61-5	5/16	10
61-6	3/8	10
61-7	7/16	5
61-8	1/2	5
61-10	5/8	5
61-12	3/4	5
61-14	7/8	2



LONG NUT

Part No.	O.D. Tube	Std.Pckg. Quantity
161-2	1/8	5
161-3	3/16	5
161-4	1/4	5
161-5	5/16	5
161-6	3/8	5
161-8	1/2	5
161-10	5/8	5
161-12	3/4	5



See Page (15) for ordering assemblies with long nuts.

BRASS INSERT

Part No.	O.D. Tube	Nominal Tube I.D.	Std.Pckg. Quantity
P61-2	1/8	.096	10
P61-3	3/16	.142	10
P61-4	1/4	.190	20
P61-5	5/16	.242	20
P61-6	3/8	.295	20
P61-8	1/2	.375	10
P61-10	5/8	.500	10

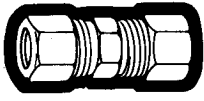


See brass fittings assortments on pages 4, 9-11

Standard Compression

Brass Fittings

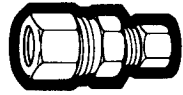
UNION



62

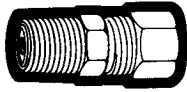
Part No.	O.D. Tube	Pipe Thread	Std. Pckg. Quantity
62-2	1/8		10
62-3	3/16		10
62-4	1/4		10
62-5	5/16		10
62-6	3/8		10
62-7	7/16		5
62-8	1/2		5
62-10	5/8		2
62-12	3/4		2
62-14	7/8		2

REDUCING UNION



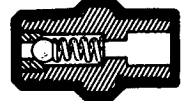
62R

62R-42	1/4x1/8		5
62R-43	1/4x3/16		5
62R-54	5/16x1/4		5
62R-64	3/8x1/4		5
62R-65	3/8x5/16		5
62R-86	1/2x3/8		5
62R-106	5/8x3/8		2
62R-108	5/8x1/2		2

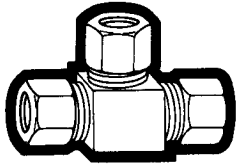


63

CHECK VALVE



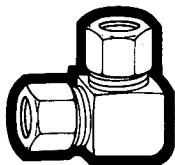
63-22	1/8	1/8	5
63-32	3/16	1/8	5
63-42	1/4	1/8	5
63-52	5/16	1/8	5
63-64	3/8	1/4	5



64

TEE - THREE TUBE ENDS

64-2	1/8		5
64-3	3/16		5
64-4	1/4		5
64-5	5/16		5
64-6	3/8		5
64-7	7/16		5
64-8	1/2		5
64-10	5/8		2
64-12	3/4		2
64-14	7/8		2

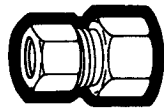


65

ELBOW - TWO TUBE ENDS

65-2	1/8		5
65-3	3/16		5
65-4	1/4		5
65-5	5/16		5
65-6	3/8		5
65-7	7/16		5
65-8	1/2		5
65-10	5/8		2
65-12	3/4		2
65-14	7/8		2

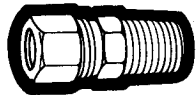
FEMALE CONNECTOR



66

Part No.	O.D. Tube	Pipe Thread	Std. Pckg. Quantity
66-22	1/8	1/8	5
66-32	3/16	1/8	5
66-42	1/4	1/8	5
66-44	1/4	1/4	5
66-46	1/4	3/8	5
66-48	1/4	1/2	2
66-52	5/16	1/8	5
66-54	5/16	1/4	5
66-56	5/16	3/8	5
66-58	5/16	1/2	5
66-62	3/8	1/8	5
66-64	3/8	1/4	5
66-66	3/8	3/8	5
66-68	3/8	1/2	2
66-612	3/8	3/4	2
66-84	1/2	1/4	5
66-86	1/2	3/8	5
66-88	1/2	1/2	5
66-812	1/2	3/4	5
66-106	5/8	3/8	2
66-108	5/8	1/2	2
66-1012	5/8	3/4	2
66-128	3/4	1/2	2
66-1212	3/4	3/4	2
66-1412	7/8	3/4	2

MALE CONNECTOR



68

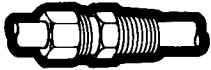
68-22	1/8	1/8	10
68-32	3/16	1/8	10
68-34	3/16	1/4	5
68-42	1/4	1/8	10
68-44	1/4	1/4	10
68-46	1/4	3/8	5
68-48	1/4	1/2	5
68-52	5/16	1/8	10
68-54	5/16	1/4	10
68-56	5/16	3/8	5
68-58	5/16	1/2	5
68-62	3/8	1/8	5
68-64	3/8	1/4	10
68-66	3/8	3/8	5
68-68	3/8	1/2	5
68-612	3/8	3/4	2
68-74	7/16	1/4	5
68-76	7/16	3/8	5
68-84	1/2	1/4	5
68-86	1/2	1/2	5
68-88	1/2	1/2	5
68-812	1/2	3/4	2
68-106	5/8	3/8	2
68-108	5/8	1/2	2
68-1012	5/8	3/4	2
68-128	3/4	1/2	2
68-1212	3/4	3/4	2
68-1412	7/8	3/4	2
68-1416	7/8	1	1

See brass fittings assortments on pages 4, 9-11

Standard Compression

SLIP STYLE CONNECTOR TANK TYPE

Part No.	O.D. Tube	Pipe Thread	Std. Pckg. Quantity
268-42	1/4	1/8	10
268-44	1/4	1/4	10
268-64	3/8	1/4	10
268-66	3/8	3/8	5
268-68	3/8	1/2	5
268-612	3/8	3/4	2
268-86	1/2	3/8	5
268-88	1/2	1/2	5
268-812	1/2	3/4	2
268-108	5/8	1/2	2
268-1012	5/8	3/4	2



268

MALE ELBOW


69-22	1/8	1/8	5
69-32	3/16	1/8	5
69-34	3/16	1/4	5
69-42	1/4	1/8	5
69-44	1/4	1/4	5
69-46	1/4	3/8	5
69-48	1/4	1/2	5
69-52	5/16	1/8	5
69-54	5/16	1/4	5
69-56	5/16	3/8	5
69-62	3/8	1/8	5
69-64	3/8	1/4	5
69-66	3/8	3/8	5
69-68	3/8	1/2	2
69-612	3/8	3/4	2
69-74	7/16	1/4	2
69-84	1/2	1/4	2
69-86	1/2	3/8	5
69-88	1/2	1/2	2
69-812	1/2	3/4	2
69-106	5/8	3/8	2
69-108	5/8	1/2	2
69-1012	5/8	3/4	2
69-128	3/4	1/2	2
69-1212	3/4	3/4	2
69-1412	7/8	3/4	2



69

FEMALE ELBOW

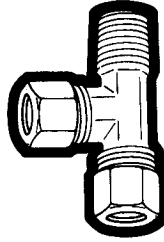
70-22	1/8	1/8	5
70-32	3/16	1/8	5
70-42	1/4	1/8	5
70-44	1/4	1/4	5
70-46	1/4	3/8	5
70-48	1/4	1/2	5
70-52	5/16	1/8	5
70-54	5/16	1/4	5
70-62	3/8	1/8	5
70-64	3/8	1/4	5
70-66	3/8	3/8	2
70-68	3/8	1/2	2
70-612	3/8	3/4	2
70-84	1/2	1/4	2
70-86	1/2	3/8	2
70-88	1/2	1/2	2
70-812	1/2	3/4	2
70-106	5/8	3/8	2
70-108	5/8	1/2	2
70-1012	5/8	3/4	2
70-128	3/4	1/2	2
70-1212	3/4	3/4	2



70

TEE-PIPE ON RUN

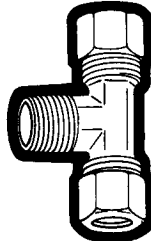
Part No.	O.D. Tube	Pipe Thread	Std. Pckg. Quantity
71-22	1/8	1/8	5
71-32	3/16	1/8	5
71-42	1/4	1/8	5
71-44	1/4	1/4	5
71-52	5/16	1/8	5
71-54	5/16	1/4	5
71-62	3/8	1/8	2
71-64	3/8	1/4	5
71-66	3/8	3/8	2
71-86	1/2	3/8	2
71-88	1/2	1/2	2
71-108	5/8	1/2	2
71-128	3/4	1/2	2
71-1212	3/4	3/4	2



71

TEE-PIPE ON BRANCH

72-22	1/8	1/8	5
72-32	3/16	1/8	5
72-42	1/4	1/8	5
72-44	1/4	1/4	5
72-52	5/16	1/8	5
72-54	5/16	1/4	5
72-62	3/8	1/8	5
72-64	3/8	1/4	5
72-66	3/8	3/8	2
72-86	1/2	3/8	2
72-88	1/2	1/2	2
72-108	5/8	1/2	2
72-128	3/4	1/2	2
72-1212	3/4	3/4	2



72

BULKHEAD UNION

75-4	1/4	5
75-6	3/8	5
75-8	1/2	5
*75-4N	1/4	5

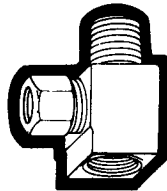


75

* Locknut Only

TEE-PIPE ON RUN

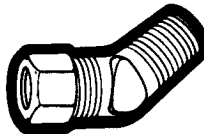
76-22	1/8	1/8	5
76-32	3/16	1/8	5
76-42	1/4	1/8	5
76-44	1/4	1/4	5
76-52	5/16	1/8	5
76-64	3/8	1/4	5



76

45 DEGREE MALE ELBOW

77-42	1/4	1/8	5
77-44	1/4	1/4	5
77-52	5/16	1/8	5
77-54	5/16	1/4	5
77-64	3/8	1/4	5
77-66	3/8	3/8	5
77-86	1/2	3/8	2
77-88	1/2	1/2	2
77-106	5/8	3/8	2
77-108	5/8	1/2	2



77

See brass fittings assortments on pages 4, 9-11

Special Compression Assemblies

ORDERING INFORMATION FOR SPECIAL ASSEMBLIES



Long Nut (No. 161) with Standard Sleeve and Body No. 68

To order assemblies with long nuts add the prefix "1" to the part number.
Example: 68-42 with short nut
168-42 with long nut



In Line Sleeve (No. M60) with standard Nut and Body No. 68

To order assemblies with in-line sleeve add the prefix "M" to the part number.
Example: 68-42 with standard sleeve
M68-42 in-line sleeve



Delrin Sleeve (No. P60) with Standard Nut and Body No. 68

To order assemblies with Delrin sleeve add the prefix "P" to the part number.
Example: 68-42 with standard sleeve
P68-42 with delrin sleeve

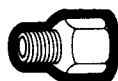
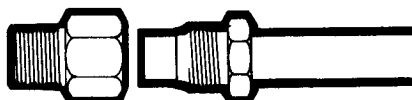

Note - Brass insert (P61) not included with assembly.

Double Compression (Threaded Sleeve)

Used with: Copper, aluminum and plastic tubing. Not recommended for steel tubing. Soft plastic tubing requires internal tube support.

Advantages: Low cost. No Flaring required. Easy to assemble.

Typical application: Air, oil, water and lubrication lines. Compact profile for tight spaces.




12

MALE CONNECTOR

Part No.	O.D. Tube	Pipe Thread	Std. Pckg. Quantity
12-22	1/8	1/8	5
12-32	3/16	1/8	5
12-34 *	3/16	1/4	5
12-42	1/4	1/8	5
12-44	1/4	1/4	5
12-52	5/16	1/8	5
12-54	5/16	1/4	5
12-64	3/8	1/4	5

* Supplied in slip thru-style



13

UNION

13-3	3/16	5
13-4	1/4	5
13-5	5/16	5

ASSEMBLY INSTRUCTIONS


- Slide nut on tubing. Threaded end of nut must face out.
- Insert tubing into fitting. Be sure that tubing is bottomed on fitting shoulder.
- Lubricate threads and assemble nut to fitting body.
- Tighten.

NUT

Part No.	O.D. Tube	Std. Pckg. Quantity
11-2	1/8	10
11-3	3/16	10
11-4	1/4	10
11-5	5/16	10
11-6	3/8	10




11



15

MALE ELBOW

15-22	1/8	1/8	5
15-32	3/16	1/8	5
15-42	1/4	1/8	5
15-44	1/4	1/4	5
15-52	5/16	1/8	5
15-54	5/16	1/4	5
15-62	3/8	1/8	5
15-64	3/8	1/4	5



16

TEE FOR OIL FILTER INSTALLATIONS

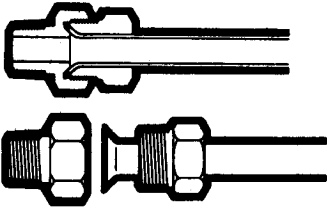
16-32	3/16	1/8Mx1/8F	5
-------	------	-----------	---

Inverted Flare

Used with: Copper, brass, aluminum, and welded steel hydraulic tubing that can be flared.
Advantages: Low cost reusable assembly. Recessed and protected threads and seats designed to resist pullout. Short profile of nuts and bodies for use in tight spaces. Also allows close tube bends. Nuts available in brass or steel.

Characteristics: Good vibration resistance. Will withstand burst pressure of standard tubing.

Typical Applications: Automotive brake, fuel and oil lines. LP and natural gas connections. Hazardous liquids, air, water, fuel, oil or gaseous chemicals not corrosive to tubing material or brass.



ASSEMBLY INSTRUCTIONS

1. Cut tubing squarely.
2. Slide nut on tubing.
3. Flare tube end with a 45° flaring tool. Use double flare on thin tubing if needed.
4. Tighten assembly securely with wrench.

STANDARD INVERTED NUT

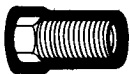
Part No.	O.D. Tube	Std. Pckg. Quantity
Brass		
105-2	1/8	10
105-3	3/16	20
105-4	1/4	20
105-5	5/16	20
105-6	3/8	10
105-8	1/2	5
105-10	5/8	2
Steel		
105-2S	1/8	10
105-3S	3/16	20
105-4S	1/4	20
105-5S	5/16	20
105-6S	3/8	10
105-8S	1/2	5
105-10S	5/8	2
105-12S	3/4	2



105

LONG INVERTED STEEL NUT

Part No.	O.D. Tube	Std. Pckg. Quantity
105L-3	3/16	10
105L-4	1/4	10
105L-6	3/8	5



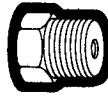
105L



106

INVERTED STEEL PLUG

Part No.	O.D. Tube	Std. Pckg. Quantity
106-3	3/16	10
106-4	1/4	10
106-5	5/16	10
106-6	3/8	10



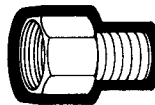
115

SPECIAL STEEL NUTS

		Thread Size	Color	
115-39	3/16	9/16-18	Olive	10
115-37	3/16	7/16-24	Red	10
115-38	3/16	1/2-20	Black	10
115-49	1/4	9/16-18	Blue	10

MALE CONNECTOR

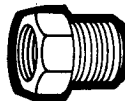
		Pipe Thread		
200-22	1/8	1/8		5
200-32	3/16	1/8		10
200-42	1/4	1/8		10
200-44	1/4	1/4		10
200-52	5/16	1/8		10
200-54	5/16	1/4		10
200-56	5/16	3/8		5
200-62	3/8	1/8		5
200-64	3/8	1/4		5
200-66	3/8	3/8		5
200-74	7/16	1/4		2
200-84	1/2	1/4		2
200-86	1/2	3/8		5
200-88	1/2	1/2		5
200-108	5/8	1/2		2
200-128	3/4	1/2		2
200-1212	3/4	3/4		1



200

INVERTED SEAT TO INVERTED MALE ADAPTER

			Male Inv. Size	
210-34	3/16		1/4	10
210-35	3/16		5/16	10
210-43	1/4		3/16	10
210-45	1/4		5/16	10
210-54	5/16		1/4	10
210-56	5/16		3/8	10
210-65	3/8		5/16	10

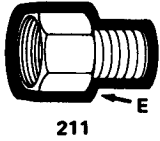


210

See brass fittings assortments on pages 4, 9-11

Inverted Flare

SPECIAL ADAPTER WITH SEALING FACE E



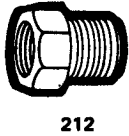
Part No.	O.D. Tube	Male Thread Size	Std. Pckg. Quantity
211-38	3/16	1/2-20	5
211-47	1/4	7/16-20	5
211-48	1/4	1/2-20	5
211-58	5/16	1/2-20	5

45 DEGREE MALE ELBOW



Part No.	O.D. Tube	Pipe Thread	Std. Pckg. Quantity
352-22	1/8	1/8	5
352-32	3/16	1/8	5
352-42	1/4	1/8	5
352-52	5/16	1/8	5
352-54	5/16	1/4	5
352-62	3/8	1/8	5
352-64	3/8	1/4	5
352-86	1/2	3/8	5
352-108	5/8	1/2	5

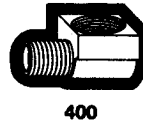
SPECIAL ADAPTER WITH INVERTED SEAT



		Male Thread Size
212-39	3/16	9/16-18
212-3920	3/16	9/16-20
212-38	3/16(9/16-18)	1/2-20
212-3918	3/16(1/2-20)	9/16-18
212-49	1/4	9/16-18

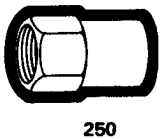
Standard Package Quantity: 5

MALE ELBOW



400-22	1/8	1/8	5
400-32	3/16	1/8	10
400-42	1/4	1/8	10
400-44	1/4	1/4	5
400-52	5/16	1/8	10
400-54	5/16	1/4	5
400-56	5/16	3/8	5
400-62	3/8	1/8	5
400-64	3/8	1/4	5
400-66	3/8	3/8	5
400-74	7/16	1/4	2
400-84	1/2	1/4	2
400-86	1/2	3/8	5
400-88	1/2	1/2	2
400-106	5/8	1/2	2
400-108	5/8	1/2	2
400-1212	3/4	3/4	1
400-1412	7/8	3/4	1

FEMALE CONNECTOR



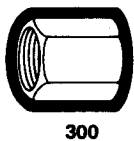
	Pipe Thread		Std. Pckg. Quantity
250-22	1/8	1/8	5
250-32	3/16	1/8	5
250-42	1/4	1/8	5
250-44	1/4	1/4	5
250-52	5/16	1/8	5
250-64	3/8	1/4	5
250-86	1/2	3/8	5
250-108	5/8	1/2	5

FEMALE ELBOW



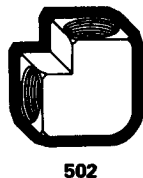
450-32	3/16	1/8	5
450-42	1/4	1/8	5
450-52	5/16	1/8	5
450-64	3/8	1/4	5
450-86	1/2	3/8	5

UNION



300-2	1/8	5
300-3	3/16	10
300-4	1/4	10
300-5	5/16	10
300-6	3/8	5
300-8	1/2	5
300-10	5/8	5

ELBOW – TWO TUBE ENDS

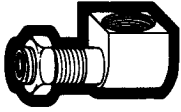


502-4	1/4	5
502-5	5/16	5
502-6	3/8	5
502-8	1/2	5

See brass fittings assortments on pages 4, 9-11

Inverted Flare

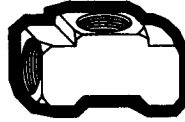
FORD TRANSMISSION ELBOW (With long pipe thread and "O" Ring)



437

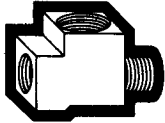
Part Number	O.D. Tube	Pipe Thread	Std. Pckg. Quantity
437-52	5/16	1/8	5

TEE - THREE TUBE ENDS



702

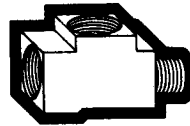
Part No.	O.D. Tube	Pipe Thread	Std. Pckg. Quantity
702-2	1/8		5
702-3	3/16		5
702-4	1/4		5
702-5	5/16		5
702-6	3/8		5
702-8	1/2		2
702-10	5/8		2



550

TEE - PIPE ON RUN


Part Number	O.D. Tube	Pipe Thread	Std. Pckg. Quantity
550-32	3/16	1/8MxF	5
550-42	1/4	1/8MxF	5



752

TEE - MALE PIPE ON RUN

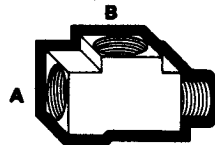
Part Number	O.D. Tube	Pipe Thread	Std. Pckg. Quantity
752-32	3/16	1/8	5
752-42	1/4	1/8	5
752-52	5/16	1/8	5
752-64	3/8	1/4	5
752-86	1/2	3/8	5



600

TEE - MALE PIPE ON BRANCH

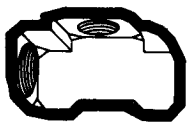
Part Number	O.D. Tube	Pipe Thread	Std. Pckg. Quantity
600-32	3/16	1/8	5
600-42	1/4	1/8	5
600-52	5/16	1/8	5
600-64	3/8	1/4	5
600-86	1/2	3/8	2



BRAKE TEE

(For use on towed trailers)

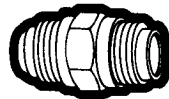
Part Number	O.D. Tube		Male Thread	Std. Pckg. Quantity
	A	B		
898	1/4	1/4	1/4 Inv	5
899	3/16	1/4	3/16 Inv	5
900	3/16	3/16	3/16 Inv	5
901	1/4	3/16	1/4 Inv	5
902	1/4	3/16	1/4 Pipe	5
903	3/16(9/16-18)	3/16	9/16-18(3/16 Inv)	5
904	1/4(9/16-18)	3/16	9/16-18(1/4 Inv)	5
905	3/16(9/16-20)	3/16	9/16-20(3/16 Inv)	5
906	3/16(1/2-20)	3/16	1/2-20(3/16 Inv)	5
914	3/16(7/16-24)	3/16	7/16-24(3/16 Inv)	5



652

TEE - FEMALE PIPE ON BRANCH

Part Number	O.D. Tube	Pipe Thread	Std. Pckg. Quantity
652-32	3/16	1/8	5
652-42	1/4	1/8	5
652-52	5/16	1/8	5
652-64	3/8	1/4	5
652-86	1/2	3/8	2



4205

FLARE ADAPTER- INVERTED TO SAE/ SAE TO INVERTED

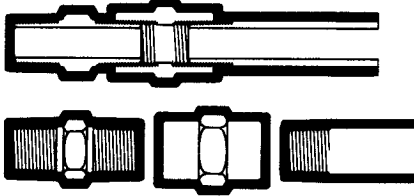
Part Number	SAE Tube	Inv. Tube	Female Std. Pckg.
4205-43	1/4	3/16	5
4205-44	1/4	1/4	5
4205-65	3/8	5/16	5
4205-66	3/8	3/8	5
4205-67	3/8	7/16	5

Brass Pipe Fittings

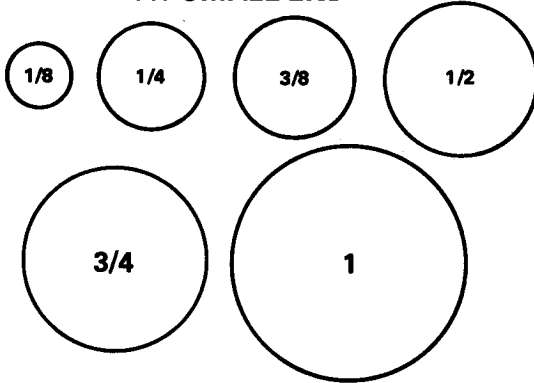
Used with: Brass, copper and iron pipe.

Advantages: Positive mechanical seal. Large range of styles and sizes available.

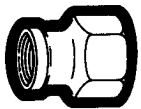
Typical Application: Could be used with water, air, oil, natural gas and liquefied petroleum products.



ACTUAL SIZE OF PIPE THREAD AT SMALL END



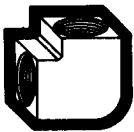
REDUCING COUPLING



10

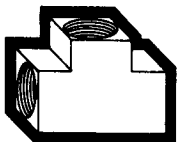
Part No.	Pipe Thread	Std. Pckg. Quantity
10-42	1/4 x 1/8	5
10-62	3/8 x 1/8	5
10-64	3/8 x 1/4	5
10-82	1/2 x 1/8	5
10-84	1/2 x 1/4	2
10-86	1/2 x 3/8	5
10-122	3/4 x 1/8	2
10-124	3/4 x 1/4	2
10-126	3/4 x 3/8	2
10-128	3/4 x 1/2	2
10-168	1 x 1/2	2
10-1612	1 x 3/4	1

ELBOW



100

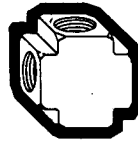
Part No.	Pipe Thread	Std. Pckg. Quantity
100-2	1/8	5
100-4	1/4	5
100-6	3/8	5
100-8	1/2	5
100-12	3/4	2



101

TEE

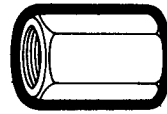
Part No.	Pipe Thread	Std. Pckg. Quantity
101-2	1/8	5
101-4	1/4	5
101-6	3/8	5
101-8	1/2	5
101-12	3/4	2



102

CROSS

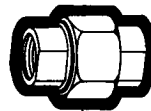
Part No.	Pipe Thread	Std. Pckg. Quantity
102-2	1/8	5
102-4	1/4	5
102-6	3/8	5
102-8	1/2	5



103

COUPLING

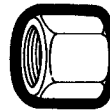
Part No.	Pipe Thread	Std. Pckg. Quantity
103-2	1/8	5
103-4	1/4	5
103-6	3/8	5
103-8	1/2	5
103-12	3/4	2
103-16	1	2



104

UNION

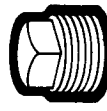
Part No.	Pipe Thread	Std. Pckg. Quantity
104-2	1/8	5
104-4	1/4	5
104-6	3/8	5
104-8	1/2	5
104-12	3/4	2



108

CAP

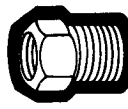
Part No.	Pipe Thread	Std. Pckg. Quantity
108-2	1/8	5
108-4	1/4	5
108-6	3/8	5
108-8	1/2	5
108-12	3/4	2



109

SQUARE HEAD PLUG

Part No.	Pipe Thread	Std. Pckg. Quantity
109-2	1/8	10
109-4	1/4	10
109-6	3/8	5
109-8	1/2	5
109-12	3/4	2
109-16	1	2



110

BUSHING

Part No.	Pipe Thread	Std. Pckg. Quantity
110-42	1/4 x 1/8	10
110-62	3/8 x 1/8	10
110-64	3/8 x 1/4	10
110-82	1/2 x 1/8	5
110-84	1/2 x 1/4	5
110-86	1/2 x 3/8	5
110-122	3/4 x 1/8	2
110-124	3/4 x 1/4	5
110-126	3/4 x 3/8	5
110-128	3/4 x 1/2	5
110-164	1 x 1/4	2
110-166	1 x 3/8	2
110-168	1 x 1/2	2
110-1612	1 x 3/4	2


Brass Pipe Fittings



111

LOCK NUT

Part No.	Pipe Thread	Std. Pckg. Quantity
111-2	1/8	10
111-4	1/4	10
111-6	3/8	5
111-8	1/2	5



112

CLOSE NIPPLE

Part No.	Pipe Thread	Std. Pckg. Quantity
112-2	1/8	10
112-4	1/4	10
112-6	3/8	5
112-8	1/2	5
112-12	3/4	2
112-16	1	2

LONG NIPPLE

113-215	1/8x1-1/2	5
113-415	1/4x1-1/2	5
113-615	3/8x1-1/2	5
113-815	1/2x1-1/2	5
113-1215	3/4x1-1/2	2
113-220	1/8x2	5
113-420	1/4x2	5
113-620	3/8x2	5
113-820	1/2x2	5
113-1220	3/4x2	2
113-225	1/8x2-1/2	5
113-425	1/4x2-1/2	5
113-625	3/8x2-1/2	5
113-825	1/2x2-1/2	2
113-1225	3/4x2-1/2	2
113-230	1/8x3	5
113-430	1/4x3	5
113-630	3/8x3	5
113-830	1/2x3	2
113-1230	3/4x3	2
113-235	1/8x3-1/2	5
113-435	1/4x3-1/2	5
113-635	3/8x3-1/2	2
113-835	1/2x3-1/2	2
113-1235	3/4x3-1/2	2
113-240	1/8x4	5
113-440	1/4x4	5
113-640	3/8x4	2
113-840	1/2x4	2
113-1240	3/4x4	2
113-245	1/8x4-1/2	5
113-445	1/4x4-1/2	5
113-645	3/8x4-1/2	2
113-845	1/2x4-1/2	2
113-1245	3/4x4-1/2	2
113-250	1/8x5	5
113-450	1/4x5	5
113-650	3/8x5	2
113-850	1/2x5	2
113-1250	3/4x5	2
113-255	1/8x5-1/2	2
113-455	1/4x5-1/2	2
113-655	3/8x5-1/2	2
113-855	1/2x5-1/2	2
113-1255	3/4x5-1/2	2
113-260	1/8x6	2
113-460	1/4x6	2
113-660	3/8x6	2
113-860	1/2x6	2
113-1260	3/4x6	2



113

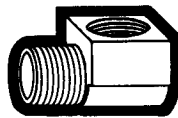


114

PIPE FLANGE

114-2	1/8	5
114-4	1/4	5
114-6	3/8	5

STREET ELBOW



116

116-2	1/8	5
116-4	1/4	5
116-42	1/4Fx1/8M	5
116-6	3/8	5
116-8	1/2	5
116-12	3/4	2



117

PLUG - SLOTTED HEAD

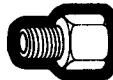
117-2	1/8	10
117-4	1/4	10
117-6	3/8	5



118

PLUG - RECESSED HEX HEAD

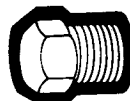
118-2	1/8	10
118-4	1/4	10
118-6	3/8	5
118-8	1/2	5
118-12	3/4	2



120

ADAPTER

120-2	1/8	10
120-4	1/4	10
120-6	3/8	10
120-8	1/2	5
120-12	3/4	2



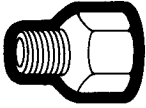
121

PLUG - HEX HEAD

121-2	1/8	10
121-4	1/4	10
121-6	3/8	5
121-8	1/2	5
121-12	3/4	2
121-16	1	2

Brass Pipe Fittings

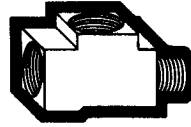
REDUCING ADAPTER



120R

Part No.	Pipe Thread	Std. Pckg. Quantity
120R-42	1/4x1/8	10
120R-62	3/8x1/8	10
120R-64	3/8x1/4	10
120R-86	1/2x3/8	5
120R-128	3/4x1/2	5
120R-1612	1x3/4	2

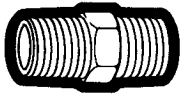
SERVICE TEE – MALE PIPE ON RUN



127

Part No.	Pipe Thread	Std. Pckg. Quantity
127-2	1/8FxFxM	5
127-4	1/4FxFxM	5
127-6	3/8FxFxM	5
127-8	1/2FxFxM	2

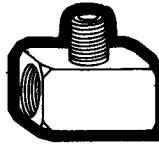
HEX NIPPLE



122

122-2	1/8	10
122-4	1/4	10
122-6	3/8	5
122-8	1/2	5
122-12	3/4	2
122-16	1	2

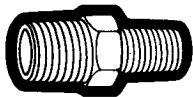
SERVICE TEE – MALE PIPE ON BRANCH



128

128-2	1/8FxFxM	5
128-4	1/4FxFxM	5
128-6	3/8FxFxM	5
128-8	1/2FxFxM	2

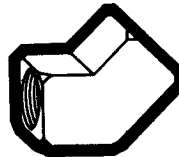
REDUCING HEX NIPPLE



123

123-42	1/4x1/8	5
123-62	3/8x1/8	5
123-64	3/8x1/4	5
123-84	1/2x1/4	2
123-86	1/2x3/8	5
123-128	3/4x1/2	2


45 DEGREE ELBOW



129

129-2	1/8	5
129-4	1/4	5

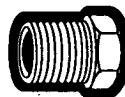
45 DEGREE STREET ELBOW



124

124-2	1/8	10
124-4	1/4	10
124-6	3/8	5
124-8	1/2	5
124-12	3/4	2


FUSEABLE PIPE PLUG



132

Part No.	Melting Point	Pipe Size	Std. Pckg. Quantity
132-165-2	165 Degrees	1/8	5
132-165-4	165 Degrees	1/4	5
132-165-6	165 Degrees	3/8	3
132-165-8	165 Degrees	1/2	3
132-212-2	212 Degrees	1/8	5
132-212-4	212 Degrees	1/4	5
132-212-6	212 Degrees	3/8	3
132-212-8	212 Degrees	1/2	3
132-280-2	280 Degrees	1/8	5
132-280-4	280 Degrees	1/4	5
132-280-6	280 Degrees	3/8	3
132-280-8	280 Degrees	1/2	3

MALE ELBOW



126

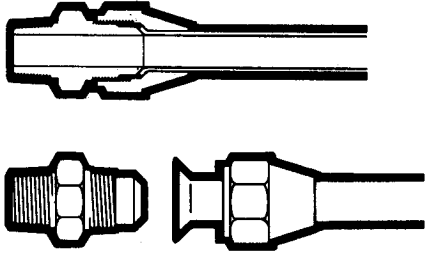
126-2	1/8	5
126-4	1/4	5
126-6	3/8	5
126-8	1/2	2
126-42	1/4x1/8	2
126-64	3/8x1/4	2
126-86	1/2x3/8	2

45 Degree SAE Flare

Used with: Copper, brass, aluminum, plastic and welded steel hydraulic tubing that can be flared.

Advantages: Low cost, reusable. Available with long or short nut and in wide range of styles and sizes. Will withstand burst pressure of standard tubing. Good vibration characteristics. Long nuts used where excessive vibration is present. Forged nuts available for refrigeration applications Seal can be connected and disconnected frequently without damage.

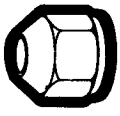
Typical applications: Fuel, oil, air, water, LP and natural gas lines, refrigeration (except where frost nuts are required), hazardous liquids or gaseous chemicals not corrosive to tubing material or brass.



ASSEMBLY INSTRUCTIONS

1. Cut tubing squarely.
2. Slide nut on tubing. Threaded end of nut must face out.
3. Flare end of tubing with a 45° flaring tool.
4. Place flared end of tubing squarely over end of fitting.
5. Hand assemble nut onto fitting.
6. Tighten securely to make metal to metal seal.

EXTRA SHORT NUT



41ES

Part No.	O.D. Tube	Std. Pckg. Quantity
41ES-4	1/4	10
41ES-5	5/16	10
41ES-6	3/8	10
41ES-8	1/2	5

SHORT FORGED NUT



41F

Part No.	O.D. Tube	Std. Pckg. Quantity
41F-3	3/16	5
41F-4	1/4	10
41F-5	5/16	10
41F-6	3/8	10
41F-8	1/2	5
41F-10	5/8	2
41F-12	3/4	2

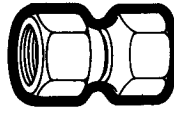
FORGED REDUCING NUT



41FR

Part No.	O.D. Tube	Std. Pckg. Quantity
41FR-43	1/4x3/16	10
41FR-64	3/8x1/4	10
41FR-65	3/8x5/16	10
41FR-86	1/2x3/8	10
41FR-106	5/8x3/8	5
41FR-108	5/8x1/2	5
41FR-1210	3/4x5/8	2

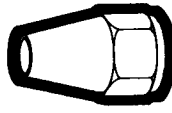
SWIVEL FORGED NUTS



41FS

Part No.	O.D. Tube	Std. Pckg. Quantity
41FS-4	1/4	5
41FS-5	5/16	5
41FS-6	3/8	5
41FS-8	1/2	2
41FS-10	5/8	2
41FS-12	3/4	2

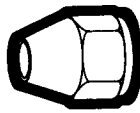
LONG NUT



41L

Part No.	O.D. Tube	Std. Pckg. Quantity
41L-2	1/8	10
41L-3	3/16	10
41L-4	1/4	10
41L-5	5/16	10
41L-6	3/8	10
41L-7	7/16	2
41L-8	1/2	5
41L-10	5/8	2
41L-12	3/4	2

SHORT NUT



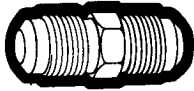
41S

Part No.	O.D. Tube	Std. Pckg. Quantity
41S-2	1/8	10
41S-3	3/16	10
41S-4	1/4	10
41S-5	5/16	10
41S-6	3/8	10
41S-7	7/16	10
41S-8	1/2	10
41S-10	5/8	5
41S-12	3/4	2
41S-14	7/8	2
41S-16	1	2

45 Degree SAE Flare

UNION

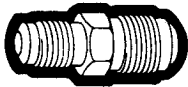
Part No.	O.D. Tube	Pipe Thread	Std. Pkgs. Quantity
42-2	1/8		5
42-3	3/16		5
42-4	1/4		10
42-5	5/16		10
42-6	3/8		10
42-8	1/2		5
42-10	5/8		2
42-12	3/4		2
42-14	7/8		1



42

REDUCING UNION

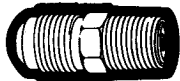
42R-43	1/4x3/16		5
42R-54	5/16x1/4		5
42R-64	3/8x1/4		5
42R-65	3/8x5/16		5
42R-84	1/2x1/4		5
42R-86	1/2x3/8		5
42R-106	5/8x3/8		2
42R-108	5/8x1/2		2
42R-128	3/4x1/2		2
42R-1210	3/4x5/8		2




42R

CHECK VALVE

43-42	1/4	1/8	5
43-52	5/16	1/8	5
43-64	3/8	1/4	5

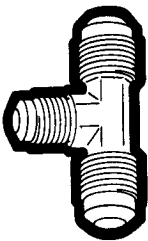


43



REDUCING TEE


	O.D. Tube		
	Run	Drop	
44R-664	3/8x3/8	1/4	2
44R-668	3/8x3/8	1/2	2
44R-6610	3/8x3/8	5/8	1
44R-866	1/2x3/8	3/8	2
44R-884	1/2x1/2	1/4	2
44R-886	1/2x1/2	3/8	2
44R-8810	1/2x1/2	5/8	1
44R-8812	1/2x1/2	3/4	1
44R-1066	5/8x3/8	3/8	1
44R-10106	5/8x5/8	3/8	1
44R-10108	5/8x5/8	1/2	1
44R-12128	3/4x3/4	1/2	1



44R

TEE-THREE TUBE ENDS


Part No.	O.D. Tube	Pipe Thread	Std. Pkgs. Quantity
44-2	1/8		5
44-3	3/16		5
44-4	1/4		5
44-5	5/16		5
44-6	3/8		5
44-8	1/2		2
44-10	5/8		2
44-12	3/4		1
44-14	7/8		1



44

TEE-PIPE ON BRANCH

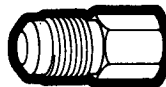
45-22	1/8	1/8	5
45-32	3/16	1/8	5
45-42	1/4	1/8	5
45-44	1/4	1/4	5
45-46	1/4	3/8	5
45-52	5/16	1/8	5
45-54	5/16	1/4	5
45-62	3/8	1/8	2
45-64	3/8	1/4	5
45-66	3/8	3/8	5
45-68	3/8	1/2	5
45-74	7/16	1/4	2
45-84	1/2	1/4	2
45-86	1/2	3/8	2
45-88	1/2	1/2	2
45-812	1/2	3/4	2
45-106	5/8	3/8	2
45-108	5/8	1/2	1
45-1012	5/8	3/4	2
45-128	3/4	1/2	1
45-1212	3/4	3/4	1



45

FEMALE CONNECTOR

46-22	1/8	1/8	5
46-32	3/16	1/8	5
46-42	1/4	1/8	5
46-44	1/4	1/4	5
46-46	1/4	3/8	2
46-48	1/4	1/2	2
46-52	5/16	1/8	5
46-54	5/16	1/4	5
46-56	5/16	3/8	5
46-62	3/8	1/8	5
46-64	3/8	1/4	5
46-66	3/8	3/8	5
46-68	3/8	1/2	5
46-612	3/8	3/4	2
46-74	7/16	1/4	2
46-84	1/2	1/4	2
46-86	1/2	3/8	2
46-88	1/2	1/2	2
46-812	1/2	3/4	2
46-106	5/8	3/8	2
46-108	5/8	1/2	2
46-1012	5/8	3/4	2
46-128	3/4	1/2	2
46-1212	3/4	3/4	2
46-1412	7/8	3/4	2



46

45 Degree SAE Flare

45 DEGREE MALE ELBOW


Part No.	Male O.D. Tube	Pipe Thread	Std. Pckg. Quantity
47-42	1/4	1/8	5
47-44	1/4	1/4	5
47-52	5/16	1/8	5
47-54	5/16	1/4	5
47-64	3/8	1/4	5
47-66	3/8	3/8	5
47-68	3/8	1/2	2
47-86	1/2	3/8	2
47-88	1/2	1/2	2
47-106	5/8	3/8	2
47-108	5/8	1/2	2
47-128	3/4	1/2	2
47-1212	3/4	3/4	2



47

MALE ELBOW

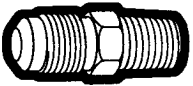
Part No.	O.D. Tube	Pipe Thread	Std. Pckg. Quantity
49-22	1/8	1/8	5
49-32	3/16	1/8	5
49-34	3/16	1/4	5
49-42	1/4	1/8	10
49-44	1/4	1/4	5
49-46	1/4	3/8	5
49-48	1/4	1/2	2
49-52	5/16	1/8	10
49-54	5/16	1/4	5
49-56	5/16	3/8	2
49-62	3/8	1/8	5
49-64	3/8	1/4	5
49-66	3/8	3/8	5
49-68	3/8	1/2	2
49-612	3/8	3/4	1
49-74	7/16	1/4	2
49-84	1/2	1/4	5
49-86	1/2	3/8	5
49-88	1/2	1/2	2
49-812	1/2	3/4	1
49-104	5/8	1/4	2
49-106	5/8	3/8	2
49-108	5/8	1/2	2
49-1012	5/8	3/4	1
49-126	3/4	3/8	2
49-128	3/4	1/2	1
49-1212	3/4	3/4	1
49-1412	7/8	3/4	1



49

MALE CONNECTOR


48-22	1/8	1/8	5
48-32	3/16	1/8	5
48-34	3/16	1/4	5
48-42	1/4	1/8	5
48-44	1/4	1/4	5
48-46	1/4	3/8	5
48-48	1/4	1/2	5
48-52	5/16	1/8	5
48-54	5/16	1/4	5
48-56	5/16	3/8	5
48-58	5/16	1/2	5
48-62	3/8	1/8	5
48-64	3/8	1/4	5
48-66	3/8	3/8	5
48-68	3/8	1/2	2
48-612	3/8	3/4	1
48-74	7/16	1/4	2
48-76	7/16	3/8	2
48-84	1/2	1/4	5
48-86	1/2	3/8	5
48-88	1/2	1/2	2
48-812	1/2	3/4	1
48-104	5/8	1/4	2
48-106	5/8	3/8	2
48-108	5/8	1/2	2
48-1012	5/8	3/4	1
48-128	3/4	1/2	1
48-1212	3/4	3/4	1
48-1412	7/8	3/4	1



48

FEMALE ELBOW

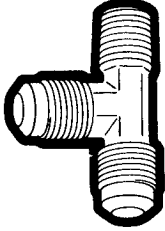
50-32	3/16	1/8	5
50-42	1/4	1/8	5
50-44	1/4	1/4	5
50-46	1/4	3/8	5
50-52	5/16	1/8	5
50-54	5/16	1/4	5
50-62	3/8	1/8	2
50-64	3/8	1/4	5
50-66	3/8	3/8	5
50-68	3/8	1/2	5
50-612	3/8	3/4	1
50-84	1/2	1/4	2
50-86	1/2	3/8	5
50-88	1/2	1/2	2
50-812	1/2	3/4	1
50-106	5/8	3/8	2
50-108	5/8	1/2	2
50-1012	5/8	3/4	1
50-128	3/4	1/2	2
50-1212	3/4	3/4	2
50-1412	7/8	3/4	2



50

45 Degree SAE Flare

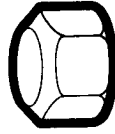
TEE-PIPE ON RUN



51

Part No.	O.D. Tube	Pipe Thread	Std. Pckg. Quantity
51-32	3/16	1/8	5
51-42	1/4	1/8	5
51-44	1/4	1/4	5
51-46	1/4	3/8	5
51-52	5/16	1/8	5
51-54	5/16	1/4	5
51-62	3/8	1/8	5
51-64	3/8	1/4	5
51-66	3/8	3/8	5
51-84	1/2	1/4	2
51-86	1/2	3/8	5
51-88	1/2	1/2	2
51-108	5/8	1/2	2
51-128	3/4	1/2	2
51-1212	3/4	3/4	2

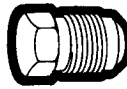
FLARE CAP



56

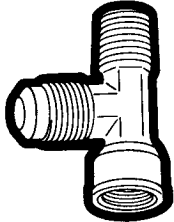
Part No.	O.D. Tube	Pipe Thread	Std. Pckg. Quantity
56-4	1/4		5
56-5	5/16		5
56-6	3/8		5
56-8	1/2		5
56-10	5/8		5
56-12	3/4		2

FLARE PLUG



57

Part No.	O.D. Tube	Pipe Thread	Std. Pckg. Quantity
57-4	1/4		5
57-5	5/16		5
57-6	3/8		5
57-8	1/2		5
57-10	5/8		5
57-12	3/4		2



53

SERVICE TEE-PIPE ON RUN

	O.D. Tube	Pipe Thread		Std. Pckg. Quantity
		Male	Female	
53-32	3/16	1/8	1/8	5
53-42	1/4	1/8	1/8	5
53-64	3/8	1/4	1/4	5

FLARE BONNET



156

Part No.	O.D. Tube	Pipe Thread	Std. Pckg. Quantity
156-4	1/4		10
156-6	3/8		10
156-8	1/2		10
156-10	5/8		10



54

REDUCING ELBOW

Part No.	O.D. Tube	Pipe Thread	Std. Pckg. Quantity
54-64	3/8x1/4		2
54-65	3/8x5/16		5
54-84	1/2x1/4		2
54-86	1/2x3/8		2
54-106	5/8x3/8		2
54-108	5/8x1/2		2
54-128	3/4x1/2		2
54-1210	3/4x5/8		2

FLARE GASKET



157

Part No.	O.D. Tube	Pipe Thread	Std. Pckg. Quantity
157-4	1/4		10
157-6	3/8		10
157-8	1/2		10
157-10	5/8		10

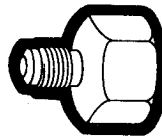


55

ELBOW-TWO TUBE ENDS


Part No.	O.D. Tube	Pipe Thread	Std. Pckg. Quantity
55-2	1/8		5
55-3	3/16		5
55-4	1/4		5
55-5	5/16		5
55-6	3/8		5
55-8	1/2		5
55-10	5/8		2
55-12	3/4		1
55-14	7/8		1

FLARE TO FLARE ADAPTER



446

Part No.	Male O.D. Tube	Female O.D. Tube	Std. Pckg. Quantity
446-34	3/16	1/4	5
446-43	1/4	3/16	5
446-45	1/4	5/16	5
446-46	1/4	3/8	5
446-48	1/4	1/2	2
446-54	5/16	1/4	5
446-64	3/8	1/4	2
446-68	3/8	1/2	5
446-84	1/2	1/4	5
446-86	1/2	3/8	2
446-810	1/2	5/8	2
446-106	5/8	3/8	2
446-108	5/8	1/2	2
446-1012	5/8	3/4	2
446-1210	3/4	5/8	2



455


CROSS

Part No.	O.D. Tube	Pipe Thread	Std. Pckg. Quantity
455-4	1/4		2
455-5	5/16		2
455-6	3/8		2
455-8	1/2		1
455-10	5/8		1

Fuel Line Hose Fittings

MALE PIPE

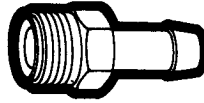
Part No.	Hose I.D.	O.D. Tube	Pipe Thread	Std. Pckg. Quantity
410-32	3/16		1/8	5
410-42	1/4		1/8	5
410-44	1/4		1/4	5
410-52	5/16		1/8	5
410-54	5/16		1/4	5
410-62	3/8		1/8	5
410-64	3/8		1/4	5
410-66	3/8		3/8	5
410-86	1/2		3/8	5



410

MALE INVERTED CONNECTOR

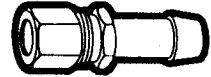
Part No.	Hose I.D.	O.D. Tube	Std. Pckg. Quantity
413-44	1/4	1/4	5
413-45	1/4	5/16	5
413-54	5/16	1/4	5
413-55	5/16	5/16	5
413-56	5/16	3/8	5
413-65	3/8	5/16	5
413-66	3/8	3/8	5



413

COMPRESSION

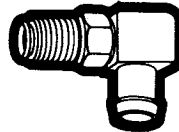
411-44	1/4	1/4	5
411-55	5/16	5/16	5
411-66	3/8	3/8	5



411

INVERTED MALE ELBOW SWIVEL

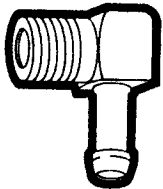
414-44	1/4	1/4	5
414-45	1/4	5/16	5
414-55	5/16	5/16	5
414-65	3/8	5/16	5
414-66	3/8	3/8	5



414

MALE PIPE ELBOW

412-42	1/4	1/8	5
412-52	5/16	1/8	5
412-54	5/16	1/4	5
412-62	3/8	1/8	5
412-64	3/8	1/4	5

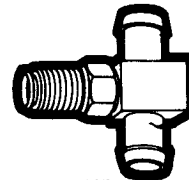


412

See fuel line hose on page 64

INVERTED MALE TEE SWIVEL

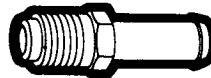
415-65	3/8	5/16	5
415-66	3/8	3/8	5



415

SAE 45° CONNECTOR

416-65	3/8	5/16	5
--------	-----	------	---



416

Push-On Fittings

RIGID TUBE

Part No.	Hose I.D.	O.D. Tube	Cut-off Factor
P11-43	1/4	3/16	5/8
P11-44	1/4	1/4	11/16
P11-45	1/4	5/16	23/32
P11-66	3/8	3/8	29/32
P11-88	1/2	1/2	15/16

Packaged 5 per box.



P11

See push-on hose on page 64

SAE SWIVEL

Part No.	Hose I.D.	O.D. Tube	Cut-off Factor
P41-44	1/4	1/4	5/8
P41-45	1/4	5/16	5/8
P41-65	3/8	5/16	5/8
P41-66	3/8	3/8	23/32
P41-68	3/8	1/2	29/32
P41-88	1/2	1/2	1
P41-1212	3/4	3/4	1

Packaged 5 per box.



P41

Push-On Fittings

SAE RIGID MALE



P48

Part No.	Hose I.D.	O.D. Tube	Cut-off Factor
P48-44	1/4	1/4	3/4
P48-45	1/4	5/16	3/16
P48-46	1/4	3/8	5/16
P48-64	3/8	1/4	7/8
P48-66	3/8	3/8	7/8
P48-68	3/8	1/2	7/8
P48-88	1/2	1/2	1-3/32
P48-810	1/2	5/8	1-1/8
P48-108	5/8	1/2	1-3/16
P48-1010	5/8	5/8	1-3/16
P48-1210	3/4	5/8	1-1/4

Packaged 5 per box.

MALE PIPE

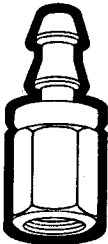


P112

Part No.	Hose I.D.	Pipe Thread	Cut-off Factor
P112-42	1/4	1/8	5/8
P112-44	1/4	1/4	25/32
P112-46	1/4	3/8	7/8
P112-52	5/16	1/8	1
P112-54	5/16	1/4	25/32
P112-62	3/8	1/8	5/8
P112-64	3/8	1/4	25/32
P112-66	3/8	3/8	7/8
P112-68	3/8	1/2	1-1/8
P112-84	1/2	1/4	31/32
P112-86	1/2	3/8	15/16
P112-88	1/2	1/2	1-3/16
P112-812	1/2	3/4	1-3/32
P112-106	5/8	3/8	1-15/16
P112-108	5/8	1/2	1-1/8
P112-1012	5/8	3/4	1-3/32
P112-128	3/4	1/2	1-1/8
P112-1212	3/4	3/4	1-3/32

Packaged 5 per box.

FEMALE PIPE



P103

		Pipe Thread	
P103-42	1/4	1/8	5/8
P103-44	1/4	1/4	13/16
P103-64	3/8	1/4	13/16
P103-66	3/8	3/8	7/8
P103-86	1/2	3/8	15/16
P103-88	1/2	1/2	31/32

Packaged 5 per box.

MALE PIPE RIGID-90° ELBOW



P116

P116-62	3/8	1/8	3/8
P116-64	3/8	1/4	3/8

Packaged 5 per box.

RIGID INVERTED FEMALE



P200

		O.D. Tube	
P200-43	1/4	3/16	3/8
P200-44	1/4	1/4	3/8
P200-45	1/4	5/16	13/32
P200-66	3/8	3/8	15/32
P200-65	3/8	5/16	13/32
P200-88	1/2	1/2	3/4

Packaged 5 per box.

INVERTED MALE SWIVEL



P105

		O.D. Tube	
P105-43	1/4	3/16	19/32
P105-44	1/4	1/4	21/32
P105-45	1/4	5/16	11/16
P105-54	5/16	1/4	21/32
P105-55	5/16	5/16	11/16
P105-56	5/16	3/8	7/8
P105-65	3/8	5/16	11/16
P105-66	3/8	3/8	7/8
P105-68	3/8	1/2	7/8
P105-86	1/2	3/8	15/16
P105-88	1/2	1/2	1-1/4

Packaged 5 per box.

HOSE SPLICER



PHS

PHS-4	1/4	3/16
PHS-6	3/8	9/32
PHS-8	1/2	7/16

Packaged 5 per box.

Air Line Hose Barbs

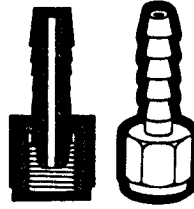


138

HOSE MENDER

Part No.	Hose I.D.	Pipe Thread	Std. Pkg. Quantity
138-3	3/16		5
138-4	1/4		5
138-5	5/16		5
138-6	3/8		5
138-8	1/2		5
138-10	5/8		5
138-12	3/4		5

SWIVEL FEMALE HOSE BARB BALL SEAT



143

Part No.	Hose I.D.	Pipe Thread	Std. Pkg. Quantity
143-22	1/8	1/8	5
143-32	3/16	1/8	5
143-42	1/4	1/8	5
143-44	1/4	1/4	5
143-46	1/4	3/8	5
143-54	5/16	1/4	5
143-64	3/8	1/4	5
143-66	3/8	3/8	5
143-68	3/8	1/2	5
143-86	1/2	3/8	5
143-88	1/2	1/2	5
143-1212	3/4	3/4	2

MALE HOSE BARB



139

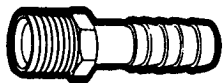
139-22	1/8	1/8	5
139-32	3/16	1/8	5
139-34	3/16	1/4	5
139-42	1/4	1/8	10
139-44	1/4	1/4	10
139-46	1/4	3/8	5
139-48	1/4	1/2	5
139-52	5/16	1/8	5
139-54	5/16	1/4	5
139-56	5/16	3/8	5
139-62	3/8	1/8	10
139-64	3/8	1/4	10
139-66	3/8	3/8	5
139-68	3/8	1/2	5
139-84	1/2	1/4	5
139-86	1/2	3/8	5
139-88	1/2	1/2	5
139-812	1/2	3/4	5
139-106	5/8	3/8	5
139-108	5/8	1/2	5
139-1012	5/8	3/4	F
139-128	3/4	1/2	L
139-1212	3/4	3/4	5
139-1612	1	3/4	2
139-1616	1	1	2

SOLID FEMALE HOSE BARB



144

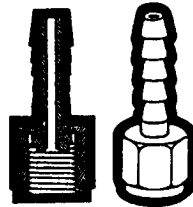
144-32	3/16	1/8	5
144-42	1/4	1/8	5
144-44	1/4	1/4	5
144-46	1/4	3/8	5
144-52	5/16	1/8	5
144-54	5/16	1/4	5
144-56	5/16	3/8	5
144-62	3/8	1/8	5
144-64	3/8	1/4	5
144-66	3/8	3/8	5
144-68	3/8	1/2	5
144-84	1/2	1/4	5
144-86	1/2	3/8	5
144-88	1/2	1/2	5
144-1212	3/4	3/4	2



139S

SWIVEL MALE HOSE BARB

139S-44	1/4	1/4	5
139S-66	3/8	3/8	5

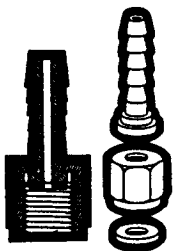


145

SWIVEL SAE FEMALE HOSE BARB

		O.D. Tube	
145-34	3/16	1/4	5
145-44	1/4	1/4	5
145-46	1/4	3/8	5
145-55	5/16	5/16	5
145-66	3/8	3/8	5
145-68	3/8	1/2	5
145-88	1/2	1/2	5
145-810	1/2	5/8	5

SWIVEL FEMALE HOSE BARB WITH GASKET SEAT



140

140-22	1/8	1/8	5
140-32	3/16	1/8	5
140-34	3/16	1/4	5
140-42	1/4	1/8	5
140-44	1/4	1/4	5
140-46	1/4	3/8	5
140-54	5/16	1/4	5
140-56	5/16	3/8	5
140-64	3/8	1/4	5
140-66	3/8	3/8	5
140-68	3/8	1/2	5
140-86	1/2	3/8	5
140-88	1/2	1/2	5

MALE 90 DEGREE ELBOW HOSE BARB



146

		Pipe Thread	
146-42	1/4	1/8	5
146-44	1/4	1/4	5
146-52	5/16	1/8	5
146-54	5/16	1/4	5
146-62	3/8	1/8	5
146-64	3/8	1/4	5
146-66	3/8	3/8	5
146-68	3/8	1/2	5
146-84	1/2	1/4	5
146-86	1/2	3/8	5
146-106	5/8	3/8	5
146-108	5/8	1/2	5

See hose barb ferrules on page 30

Air Line Hose Barbs



148

SAE MALE HOSE BARB

Part No.	Hose I.D.	O.D. Tube	Std. Pckg. Quantity
148-34	3/16	1/4	5
148-44	1/4	1/4	5
148-46	1/4	3/8	5
148-55	5/16	5/16	5
148-66	3/8	3/8	5
148-68	3/8	1/2	5
148-88	1/2	1/2	5
148-810	1/2	5/8	5

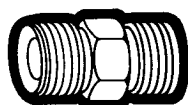


152

ADAPTER BALL SEAT BOTH ENDS

Part No.	Str. Pipe Thread	Std. Pipe Thread	Std. Pckg. Quantity
152-4	1/4		5
152-6	3/8		5
152-8	1/2		5

ADAPTER BALL SEAT TO MALE PIPE



150

	Str. Pipe Thread	Std. Pipe Thread	
150-22	1/8	1/8	5
150-42	1/4	1/8	5
150-44	1/4	1/4	5
150-46	1/4	3/8	5
150-64	3/8	1/4	5
150-66	3/8	3/8	5
150-68	3/8	1/2	5
150-86	1/2	3/8	5
150-88	1/2	1/2	5
150-1212	3/4	3/4	5

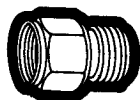


153

MALE 45 DEGREE ELBOW HOSE BARB


	Hose I.D.	O.D. Tube	Std. Pckg. Quantity
153-42	1/4	1/8	5
153-52	5/16	1/8	5
153-54	5/16	1/4	5
153-62	3/8	1/8	5
153-64	3/8	1/4	5
153-66	3/8	3/8	5
153-84	1/2	1/4	5
153-86	1/2	3/8	5
153-106	5/8	3/8	5

ADAPTER BALL SEAT TO FEMALE PIPE



151

	Str. Pipe Thread	Std. Pipe Thread	
151-42	1/4	1/8	5
151-44	1/4	1/4	5
151-46	1/4	3/8	5
151-64	3/8	1/4	5
151-66	3/8	3/8	5



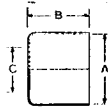
154

HOSE BARB TEE

154-4	1/4	5
154-5	5/16	5
154-6	3/8	5

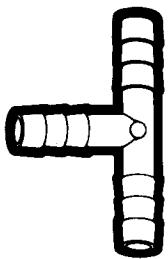
Brass Hose Barb Ferrules

Part No.	Ref. No.	Ferrule I.D. A	Ferrule Length B	Hole Size C	Gauge	Std. Pckg. Quantity	Part No.	Ref. No.	Ferrule I.D. A	Ferrule Length B	Hole Size C	Gauge	Std. Pckg. Quantity
157-410	620	.410	.50	.28	.020	25	157-675	GG	.675	.52	.50	.020	25
157-453	769	.453	.56	.34	.020	25	157-690	7329	.690	1.00	.50	.025	25
157-475	4750	.478	.69	.33	.025	25	157-700	FF	.700	.53	.50	.020	25
157-500	624	.500	.50	.34	.020	25	157-718	7330(A)	.718	1.00	.63	.025	25
157-501	7332	.500	1.00	.34	.025	25	157-725	EE	.725	.53	.50	.020	25
157-525	625	.525	.47	.36	.020	25	157-750	DD	.750	.53	.50	.020	25
157-526	7323	.525	1.00	.38	.025	25	157-751	7331	.750	1.00	.63	.025	25
157-531	7324	.531	1.00	.38	.025	25	157-775	CC	.775	.53	.50	.020	25
157-550	626	.550	.48	.38	.020	25	157-781	7332	.781	1.00	.63	.025	25
157-562	7325	.560	1.00	.44	.025	25	157-800	33	.800	.55	.56	.020	25
157-575	KK	.575	.48	.47	.020	25	157-812	7333	.812	1.00	.63	.025	25
157-600	JJ	.600	.50	.50	.020	25	157-825	AA	.825	.55	.56	.020	25
157-625	II	.625	.50	.50	.020	25	157-875	7244A	.875	.88	.68	.025	25
157-626	7327	.625	1.00	.44	.025	25	157-975	5028A	.975	.84	.69	.023	25
157-650	HH	.650	.50	.50	.020	25	157-995	7104	1.150	.84	.88	.025	25
157-656	7328	.656	1.00	.44	.025	25							



See air line hose barbs on pages 28-9

Windshield Washer and Vacuum Hose Fittings



417

PLASTIC TEE

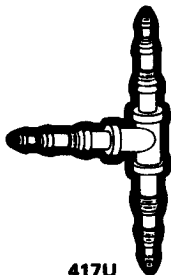
Part No.	Run Size	Branch Size	Std. Pckg. Quantity
417-22	1/8	1/8	5
417-2.5	5/32	5/32	5
417-33	3/16	3/16	5
417-44	1/4	1/4	5
417-55	5/16	5/16	5
417-66	3/8	3/8	5
417-2.5x2	5/32	1/8	5



418U

PLASTIC UNIVERSAL CONNECTOR

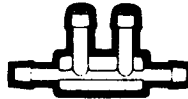
Part No.	Hose I.D. Sizes	Std. Pckg. Quantity
418U	5/32, 1/4, 3/8	5



417U

PLASTIC UNIVERSAL TEE

Part No.	Hose I.D. Sizes	Quantity
417U	5/32, 1/4, 3/8	5



419

FOUR-WAY PLASTIC TEE

Part No.	Hose I.D. Sizes	Quantity
419-3	3/16	5



418

PLASTIC CONNECTOR

Part No.	First End	Second End	Quantity
418-22	1/8	1/8	5
418-23	1/8	3/16	5
418-24	1/8	1/4	5
418-33	3/16	3/16	5
418-34	3/16	1/4	5
418-44	1/4	1/4	5
418-46	1/4	3/8	5
418-55	5/16	5/16	5
418-66	3/8	3/8	5



420

FIVE-WAY PLASTIC TEE

Part No.	Hose I.D. Sizes	Quantity
420-3	3/16	5

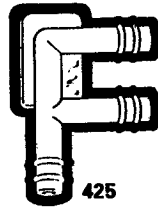
See plastic fitting assortments on pages 4-5

Windshield Washer and Vacuum Hose Fittings

PLASTIC "Y" CONNECTOR



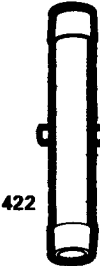
Part No.	I.D. Hose	Std. Pckg. Quantity
421-2	1/8	5
421-3	3/16	5
421-4	1/4	5
421-443	1/4x1/4x3/16	5
421-466	1/4x3/8x3/8	5
421-5	5/16	5
421-6	3/8	5




PLASTIC "F" CONNECTOR

Part No.	I.D. Hose	Std. Pckg. Quantity
425-3	3/16	5

RESTRICTOR CONNECTOR



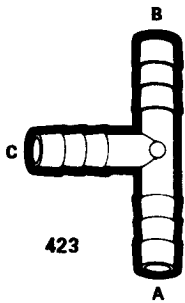
422-3	3/16	5
-------	------	---



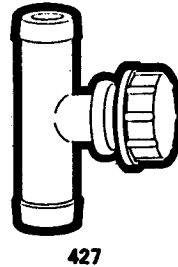
PLASTIC CROSS CONNECTOR

426-3	3/16	5
-------	------	---

PLASTIC TEE



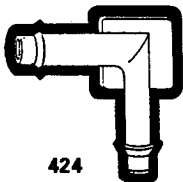
Part No.	Size			Std. Pckg. Quantity
	A	B	C	
423-223	1/8x1/8x3/16			5
423-232	1/8x3/16x1/8			5
423-323	3/16x1/8x3/16			5
423-332	3/16x3/16x1/8			5
423-343	3/16x1/4x3/16			5
423-433	1/4x3/16x3/16			5
423-443	1/4x1/4x3/16			5
423-636	3/8x3/16x3/8			5
423-646	3/8x1/4x3/8			5
423-656	3/8x5/16x3/8			5
423-664	3/8x3/8x1/4			5



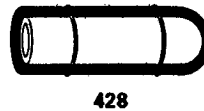
FLUSHING TEES

427-8	1/2	10
427-10	5/8	10
427-12	3/4	10

PLASTIC ELBOW



424-23	1/8x3/16	5
424-33	3/16x3/16	5
424-34	3/16x1/4	5
424-44	1/4x1/4	5



VACUUM CAPS

428-2	1/8	10
428-3	3/16	10
428-4	1/4	10
428-4.5	9/32	10
428-5	5/16	10
428-6	3/8	10

See plastic fitting assortments on pages 4-5

Hose Clamps

WIRE HOSE CLAMP



	To fit Hose I.D.	Std. Pckg. Quantity
CS8	1/4	10
CS9	5/16	10
CS10	3/8	10

GEAR TYPE HOSE CLAMP

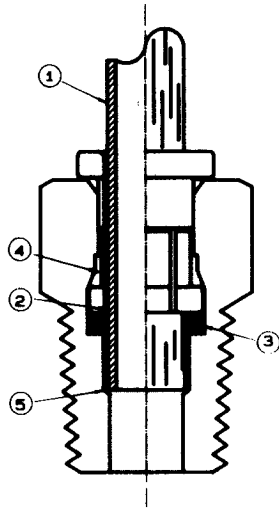


	Diameter Range	Std. Pckg. Quantity
98-4	7/32-5/8	10
98-6	5/16-7/8	10
98-8	7/16-1	10
98-12	9/16-1 1/4	10

"Push-To-Connect Tube Fittings"

For use with polyethylene, nylon, polybutylene, and soft metal tubing.

When tubing (1) is inserted into the fitting, it first passes through the gripping teeth (2). Just beyond the gripping teeth is the o-ring (3) which provides the leak proof seal against the OD of the tube. The gripping teeth grab the tube, which expands the insert. Pulling back on the tube only tightens the grip as the insert moves onto the camming surface (4). Pressure through the tube also serves to tighten the grip. The tube bottoms against a positive tube stop (5) in a cavity providing tube support to prevent leakage.



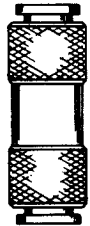
ENGINEERING FEATURES

- **QUICK CONNECT** simply push tubing in, no tools. Saves up to 75% of assembly time of standard compression fitting.
- **QUICK DISCONNECT**, hold two fingers on insert and pull tubing out, no tools required.
- **POSITIVE SEAL**, no leaks. After tubing is inserted, seal is made. Buna-N "O" rings standard.
- **BRASS CONSTRUCTION**. Elbows and tees are forged brass.
- **WORKING PRESSURE**: The fitting is suitable for use up to the maximum working pressure of the plastic tubing used. For soft copper tube, a maximum working pressure of 750 PSI is recommended. Also suitable for vacuum service.
- **WORKING TEMPERATURE**: -10°F to 200°F.



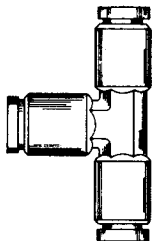
PLUG

Part No.	O.D. Tube	Std. Pkg. Quantity
759-2	1/8	5
759-2.5	5/32	5
759-4	1/4	5
759-6	3/8	5
759-8	1/2	5



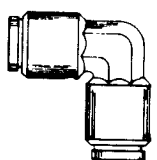
UNION

762-2	1/8	5
762-2.5	5/32	5
762-4	1/4	5
762-6	3/8	5
762-8	1/2	5



UNION TEE

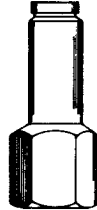
764-2	1/8	5
764-2.5	5/32	5
764-4	1/4	5
764-6	3/8	5
764-8	1/2	5



UNION ELBOW


765-2	1/8	5
765-2.5	5/32	5
765-4	1/4	5
765-6	3/8	5
765-8	1/2	5

* 10/32 — Supplied with Gaskets.



FEMALE CONNECTOR

Part No.	O.D. Tube	Pipe Thread	Std. Pkg. Quantity
766-22	1/8	1/8	5
766-2.52	5/32	1/8	5
766-42	1/4	1/8	5
766-44	1/4	1/4	5
766-64	3/8	1/4	5
766-66	3/8	3/8	5



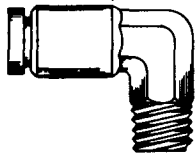
MALE CONNECTOR

768-20	1/8	*	5
768-22	1/8	1/8	5
768-2.50	5/32	*	5
768-2.52	5/32	1/8	5
768-2.54	5/32	1/4	5
768-40	1/4	*	5
768-42	1/4	1/8	5
768-44	1/4	1/4	5
768-46	1/4	3/8	5
768-62	3/8	1/8	5
768-64	3/8	1/4	5
768-66	3/8	3/8	5
768-68	3/8	1/2	5
768-84	1/2	1/4	5
768-86	1/2	3/8	5
768-88	1/2	1/2	5

See plastic tubing on page 65

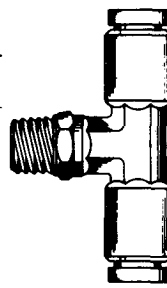
“Push-To-Connect Tube Fittings”

For use with polyethylene, nylon, polybutylene, and soft metal tubing.




MALE ELBOW

Part No.	O.D. Tube	Pipe Thread	Std. Pkg. Quantity
769-22	1/8	1/8	5
769-2.52	5/32	1/8	5
769-42	1/4	1/8	5
769-44	1/4	1/4	5
769-46	1/4	3/8	5
769-62	3/8	1/8	5
769-64	3/8	1/4	5
769-66	3/8	3/8	5
769-84	1/2	1/4	5
769-86	1/2	3/8	5




SWIVEL MALE BRANCH TEE

Part No.	O.D. Tube	Pipe Thread	Std. Pkg. Quantity
772-1-22	1/8	1/8	5
772-1-2.50	5/32	*	5
772-1-2.52	5/32	1/8	5
772-1-42	1/4	1/8	5
772-1-44	1/4	1/4	5
772-1-64	3/8	1/4	5
772-1-66	3/8	3/8	5
772-1-86	1/2	3/8	5
772-1-88	1/2	1/2	5



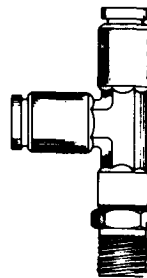
SWIVEL MALE ELBOW

Part No.	O.D. Tube	Pipe Thread	Std. Pkg. Quantity
769-1-22	1/8	1/8	5
769-1-2.50	5/32	*	5
769-1-2.52	5/32	1/8	5
769-1-2.54	5/32	1/4	5
769-1-40	1/4	*	5
769-1-42	1/4	1/8	5
769-1-44	1/4	1/4	5
769-1-46	1/4	3/8	5
769-1-62	3/8	1/8	5
769-1-64	3/8	1/4	5
769-1-66	3/8	3/8	5
769-1-68	3/8	1/2	5
769-1-86	1/2	3/8	5
769-1-88	1/2	1/2	5



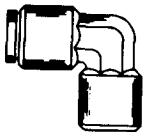
MALE RUN TEE

Part No.	O.D. Tube	Pipe Thread	Std. Pkg. Quantity
773-22	1/8	1/8	5
773-2.52	5/32	1/8	5
773-42	1/4	1/8	5
773-44	1/4	1/4	5
773-62	3/8	1/8	5
773-64	3/8	1/4	5
773-66	3/8	3/8	5
773-86	1/2	3/8	5



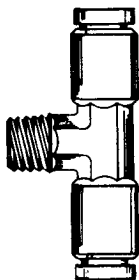
SWIVEL MALE RUN TEE

Part No.	O.D. Tube	Pipe Thread	Std. Pkg. Quantity
773-1-22	1/8	1/8	5
773-1-2.50	5/32	*	5
773-1-2.52	5/32	1/8	5
773-1-42	1/4	1/8	5
773-1-44	1/4	1/4	5
773-1-64	3/8	1/4	5
773-1-66	3/8	3/8	5
773-1-86	1/2	3/8	5
773-1-88	1/2	1/2	5



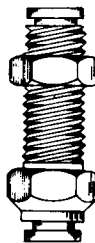
FEMALE ELBOW

Part No.	O.D. Tube	Pipe Thread	Std. Pkg. Quantity
770-42	1/4	1/8	5
770-44	1/4	1/4	5
770-64	3/8	1/4	5



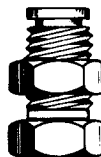
MALE BRANCH TEE

Part No.	O.D. Tube	Pipe Thread	Std. Pkg. Quantity
772-22	1/8	1/8	5
772-2.52	5/32	1/8	5
772-42	1/4	1/8	5
772-44	1/4	1/4	5
772-62	3/8	1/8	5
772-64	3/8	1/4	5
772-66	3/8	3/8	5
772-86	1/2	3/8	5



BULKHEAD UNION

MALE THREAD			
Part No.	O.D. Tube	Pipe Thread	Std. Pkg. Quantity
782-27	1/8	7/16-20	2
782-2.57	5/32	7/16-20	2
782-48	1/4	1/2-20	2
782-610	3/8	5/8-18	2
782-812	1/2	3/4-16	2



FEMALE BULKHEAD UNION

FEMALE THREAD			
Part No.	O.D. Tube	Pipe Thread	Std. Pkg. Quantity
786-42	1/4	1/8	2
786-44	1/4	1/4	2
786-64	3/8	1/4	2

* 10/32 — Supplied with Gaskets

See plastic tubing on page 65

Brass Tube Fittings for Plastic Tubing

Interchangeable with Poly-Flo® and Poly-Tite®

PLASTIC SLEEVE



9560

Part No.	Tube O.D.	Pipe Thread	Std. Pckg. Quantity
9560-4	1/4		10
9560-5	5/16		10
9560-6	3/8		10
9560-8	1/2		10

UNION TUBE (to compression)



9562C

Part No.	Tube O.D.	Pipe Thread	Std. Pckg. Quantity
9562C-4	1/4		5
9562C-5	5/16		5
9562C-6	3/8		5

NUT AND PLASTIC SLEEVE ASSEMBLY



9561

Part No.	Tube O.D.	Pipe Thread	Std. Pckg. Quantity
9561-4	1/4		10
9561-5	5/16		10
9561-6	3/8		10
9561-8	1/2		10

REDUCING UNION



9562R

Part No.	Tube O.D.	Pipe Thread	Std. Pckg. Quantity
9562R-64	3/8	1/4	5

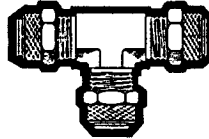
UNIVERSAL NUT AND BRASS SLEEVE ASSEMBLY



9561B

Part No.	Tube O.D.	Pipe Thread	Std. Pckg. Quantity
9561B-2	1/8		10
9561B-4	1/4		10
9561B-5	5/16		10
9561B-6	3/8		10
9561B-8	1/2		10

UNION TEE



9564

Part No.	Tube O.D.	Pipe Thread	Std. Pckg. Quantity
9564-2	1/8		5
9564-4	1/4		5
9564-5	5/16		5
9564-6	3/8		5
9564-8	1/2		5

FEMALE CONNECTOR



9566

Part No.	Tube O.D.	Pipe Thread	Std. Pckg. Quantity
9566-22	1/8	1/8	5
9566-42	1/4	1/8	5
9566-44	1/4	1/4	5
9566-52	5/16	1/8	5
9566-64	3/8	1/4	5
9566-86	1/2	3/8	5

NUT ONLY



9561N

Part No.	Tube O.D.	Pipe Thread	Std. Pckg. Quantity
9561N-2	1/8		10
9561N-4	1/4		10
9561N-5	5/16		10
9561N-6	3/8		10
9561N-8	1/2		10

MALE CONNECTOR



9568

Part No.	Tube O.D.	Pipe Thread	Std. Pckg. Quantity
9568-20	1/8	*	5
9568-22	1/8	1/8	5
9568-40	1/4	*	5
9568-42	1/4	1/8	5
9568-44	1/4	1/4	5
9568-46	1/4	3/8	5
9568-52	5/16	1/8	5
9568-54	5/16	1/4	5
9568-62	3/8	1/8	5
9568-64	3/8	1/4	5
9568-66	3/8	3/8	5
9568-86	1/2	3/8	5

UNION



9562

Part No.	Tube O.D.	Pipe Thread	Std. Pckg. Quantity
9562-2	1/8		5
9562-4	1/4		5
9562-5	5/16		5
9562-6	3/8		5
9562-8	1/2		5


* 10/32-Supplied with Gaskets.

See plastic tubing on page 65

Brass Tube Fittings for Plastic Tubing

Interchangeable with Poly-Flo® and Poly-Tite®

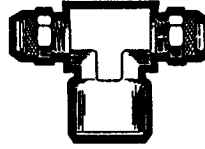
MALE ELBOW



9569

Part No.	Tube O.D.	Pipe Thread	Std. Pckg. Quantity
9569-22	1/8	1/8	5
9569-42	1/4	1/8	5
9569-44	1/4	1/4	5
9569-46	1/4	3/8	5
9569-52	5/16	1/8	5
9569-62	3/8	1/8	5
9569-64	3/8	1/4	5
9569-66	3/8	3/8	5
9569-86	1/2	3/8	5

TEE-FEMALE PIPE ON BRANCH



9577

Part No.	Tube O.D.	Pipe Thread	Std. Pckg. Quantity
9577-42	1/4	1/8	5
9577-44	1/4	1/4	5
9577-46	1/4	3/8	5



9570

FEMALE ELBOW

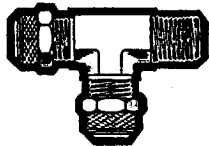
Part No.	Tube O.D.	Pipe Thread	Std. Pckg. Quantity
9570-22	1/8	1/8	5
9570-42	1/4	1/8	5
9570-44	1/4	1/4	5
9570-64	3/8	1/4	5
9570-86	1/2	3/8	5



9582

BULKHEAD UNION

Part No.	Tube O.D.	Std. Pckg. Quantity
9582-4	1/4	3
9582-5	5/16	3
9582-6	3/8	3
9582-8	1/2	3



9571

TEE-MALE PIPE ON RUN

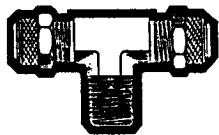
Part No.	Tube O.D.	Pipe Thread	Std. Pckg. Quantity
9571-22	1/8	1/8	5
9571-42	1/4	1/8	5
9571-44	1/4	1/4	5
9571-52	5/16	1/8	5
9571-64	3/8	1/4	5
9571-86	1/2	3/8	5



9583

NEEDLE VALVE-STRAIGHT

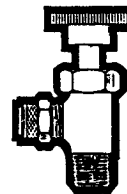
Part No.	Tube O.D.	Pipe Thread	Std. Pckg. Quantity
9583-42	1/4	1/8	3
9583-44	1/4	1/4	3
9583-64	3/8	1/4	3



9572

TEE-MALE PIPE ON BRANCH

Part No.	Tube O.D.	Pipe Thread	Std. Pckg. Quantity
9572-22	1/8	1/8	5
9572-42	1/4	1/8	5
9572-44	1/4	1/4	5
9572-52	5/16	1/8	5
9572-62	3/8	1/8	5
9572-64	3/8	1/4	5
9572-86	1/2	3/8	5



9584

NEEDLE VALVE-ANGLE

Part No.	Tube O.D.	Pipe Thread	Std. Pckg. Quantity
9584-42	1/4	1/8	3
9584-44	1/4	1/4	3
9584-64	3/8	1/4	3

Special Adapters and Fittings

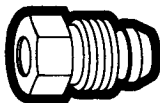
SPECIAL FORD NUT



8

Part No.	Description	Std. Pckg. Quantity
8	Ford male nut, 1/4 tube to Ford thread size 1/2-20, used with 60-4 (For 3/16 tube, use 11B)	5

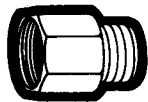
PILOT LINE CONTROL NUT



11-4A

	O.D. Tube	
11-4A	1/4	5

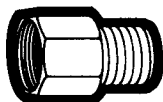
RESTRICTED PIPE ADAPTER



120

	Description	
120-22R	1/8 male pipe to 1/8 female pipe—used on many oil filter installations	5

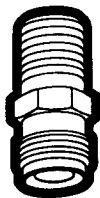
FORD CARBURETOR ADAPTER



130

130-52	1/8 male pipe to special Ford female nut	5
--------	--	---

PLYMOUTH CARBURETOR ADAPTER



131

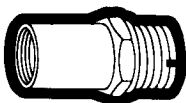
131-52	1/8 male pipe to 5/16 male inverted flare	5
--------	---	---

FUEL INLET FITTINGS

(7/8-20 Inlet Thread)



2152
2162



2162B

	Gas Line Size	Type	Filter Size
2152	5/16	Self-tapping	Regular
2162	3/8	Self-tapping	Regular
2162B	3/8	Self-tapping	Long paper


Fuel Inlet fittings packed 5 per box

HOOD RELEASE AND CHOKE WIRE STOP



142

142	10
-----	----



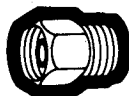
D142

HOOD RELEASE AND CHOKE WIRE STOP DISPLAY CARD PART NO. D142

For Ford, General Motors, and many other cars
24 stops per card.

RADIATOR OIL COOLER REPAIR FITTINGS

These fittings eliminate costly transmission oil cooler replacement in G.M. radiators. The brass fitting engages the remaining threads in the stripped or damaged connection that is part of the cooler in the radiator's lower or side tank. The fitting is then sealed in place with solder.



143

The female thread and seat are the same as in the oil cooler, so the transmission oil line may be connected, using the original type nut and flare connection.

A pressure sensitive label is enclosed with each part to place on the radiator near the fitting after it is soldered in place. The label warns the mechanic to hold the fitting with a wrench when tightening the cooler line nut.

Part No.	Tube O.D.	Std. Pckg. Quantity
143-5	5/16	10
143-6	3/8	10

BRASS HEXAGON MANIFOLD NUTS

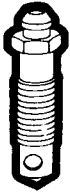
New Part No.	Old Part No.	Bolt Size	Hex Size x Thickness
174-4	174D	1/4-20 USS	7/16x7/32
174-5	174F	5/16-18 USS	9/16x19/64
174-6	174A	3/8-16 USS	9/16x13/32
174-6H	174G	3/8-16 USS	9/16x5/8
174-7	174B	7/16-14 USS	5/8x3/8
174-8	174C	1/2-13 USS	3/4x7/16
175-4	175D	1/4-28 SAE	7/16x7/32
175-5	175E	5/16-24 SAE	1/2x17/64
175-6	175A	3/8-24 SAE	9/16x21/64
175-7	175B	7/16-20 SAE	5/8x3/8
175-8	175C	1/2-20 SAE	3/4x7/16



174-175

Standard package quantity: 25

Special Adapters and Fittings



DISC BRAKE BLEEDER SCREW REPAIR KIT

Provides new seat for broken or stripped bleeder screw. Drill out broken bleeder screw, tap and install. New bleeder screw included.



490

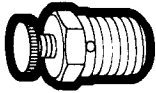
Part No.	Description	Std. Pckg Quantity
490-2	Repairs 1/4" and 5/16" bleeder screws. Tap 1/8 NPT.	5
490-4	Repairs 3/8" and 7/16" bleeder screws. Tap 1/4 NPT.	5



270

TRANSMISSION OIL COOLANT LINE ADAPTER

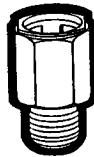
Part No.	O.D. Tube	Hose I.D.	Std. Pckg. Quantity
270-55	5/16	5/16	5
270-66	3/8	3/8	5



805

MULTI PURPOSE AIR VENT

Part No.	Pipe Thread	Std. Pckg. Quantity
805-2	1/8	5



271-4

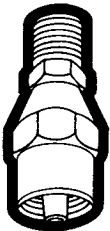


275

TRANSMISSION FITTING FOR FORD

Description		
271-4	Includes "O" Ring and Plastic Insert. Thread is 1/4 Straight Pipe. (Replaces E6VY-7D273-A)	5
275	Kit for 271-4 above: consists of one "O" Ring and one Plastic Insert.	10

Reusable Air Hose Couplings




4170

MALE PIPE THREAD

Part No.	Hose I.D.	Hose O.D.	Pipe Thread
4170-4B4	1/4	19/32	1/4
4170-4C4	1/4	5/8	1/4
4170-4D4	1/4	21/32	1/4
4170-6C4	3/8	5/8	1/4
4170-6D4	3/8	21/32	1/4
4170-6C6	3/8	5/8	3/8
4170-6D6	3/8	21/32	3/8

Standard package quantity - 5.

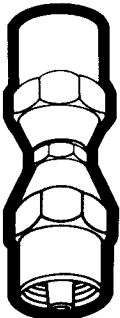


4173

FEMALE PIPE THREAD SWIVEL

Part No.	Hose I.D.	Hose O.D.	Pipe Thread
4173-4B4	1/4	19/32	1/4
4173-4C4	1/4	5/8	1/4
4173-4D4	1/4	21/32	1/4
4173-6C4	3/8	5/8	1/4
4173-6D4	3/8	21/32	1/4
4173-6C6	3/8	5/8	3/8
4173-6D6	3/8	21/32	3/8

Standard package quantity - 5.




4171

HOSE SPLICER

Part No.	Hose I.D.	Hose O.D.
4171-4B	1/4	19/32
4171-4C	1/4	5/8
4171-4D	1/4	21/32
4171-6C	3/8	5/8
4171-6D	3/8	21/32

Standard package quantity - 5.



4106

AIR HOSE REPAIR KIT PART NO. 4106

Packed 1 per box.

Kit includes all necessary parts to repair a direct air line hose assembly. Each kit contains:

- 2 - No. 4812 air chuck washers
- 1 - No. 4800 1/4 female air chuck
- 1 - No. 139 hose end for 1/4 I.D. hose
- 1 - No. 138 hose splicer for 1/4 I.D. hose
- 3 - 5/8 air hose clamps

Garden Hose Fittings



1048A

GARDEN HOSE PLASTIC WASHER


Part No.	Std. Pckg. Quantity
1048A	25



1049

GARDEN HOSE CAP W/ CHAIN (DIECAST)

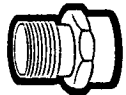
1049	(12" Chain)	5
------	-------------	---



1051

MALE GARDEN HOSE x MALE PIPE


	Male Pipe	
1051-6	3/8	5
1051-8	1/2	5
(w/ 1/2 nom. sweat in pipe end)		
1051-12	3/4	5
(w/ 1/2 FPT tap in pipe end)		



1052

MALE GARDEN HOSE x FEMALE PIPE

	Female Pipe	
1052-8	1/2	5
1052-12	3/4	5



1053

MALE GARDEN HOSE x FLARE

	O.D. Tube	
1053-6	3/8	5
1053-8	1/2	5
1053-10	5/8	5



1054

MALE GARDEN HOSE x MALE GARDEN HOSE


1054	5
------	---



1057B

GARDEN HOSE CAP

1057B (Brass)	5
---------------	---



1060

GARDEN HOSE PLUG W/ CHAIN

1060-12	(12" chain)	5
---------	-------------	---



1065

MALE GARDEN HOSE x HOSE BARB-BRASS

	I.D. Hose	
1065-8	1/2	5
1065-10	5/8	5
1065-12	3/4	5



1151

FEMALE GARDEN HOSE x MALE PIPE

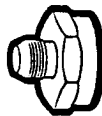
	Male Pipe	
1151-8	1/2	5
(w/ 1/2 nom. sweat in pipe end)		
1151-12	3/4	5
(w/ 1/2 FPT tap in pipe end)		



1152

FEMALE GARDEN HOSE x FEMALE PIPE

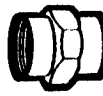
Part No.	Female Pipe	Std. Pckg. Quantity
1152-2	1/8	5
1152-8	1/2	5
1152-12	3/4	5



1153

FEMALE GARDEN HOSE x FLARE

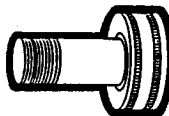
	O.D. Tube	
1153-6	3/8	5
1153-8	1/2	5
1153-10	5/8	5



1154

FEMALE GARDEN HOSE x FEMALE GARDEN HOSE

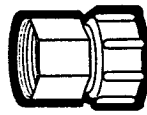
1154	5
------	---



1161

FEMALE **SWIVEL** GARDEN HOSE x MALE PIPE

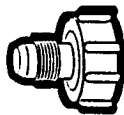
	Male Pipe	
1161-4	1/4	5
1161-6	3/8	5



1162

FEMALE **SWIVEL** GARDEN HOSE x FEMALE PIPE

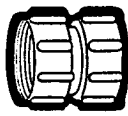
	Female Pipe	
1162-8	1/2	5
1162-12	3/4	5



1163

FEMALE **SWIVEL** GARDEN HOSE x FLARE

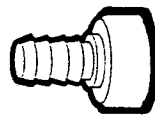
	O.D. Tube	
1163-6	3/8	5
1163-8	1/2	5



1164

FEMALE **SWIVEL** GARDEN HOSE x FEMALE **SWIVEL** GARDEN HOSE

1164	5
------	---



1165

FEMALE **SWIVEL** GARDEN HOSE x HOSE BARB-BRASS

	I.D. Hose	
1165-8	1/2	5
1165-10	5/8	5
1165-12	3/4	5



1166

MALE **SWIVEL** HOSE BARB-BOTH ENDS-3 Piece Set

1166-8	1/2	5
1166-10	5/8	5
1166-12	3/4	5

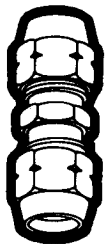
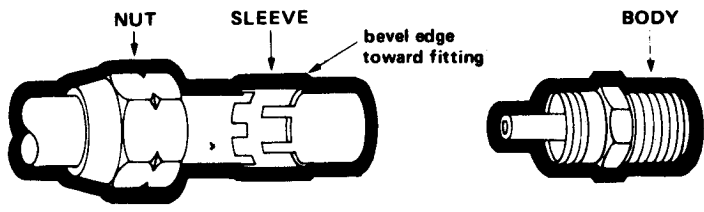
NOTE: ALL GARDEN HOSE ENDS ARE 3/4 GARDEN HOSE THREAD.

Reusable Air Brake Hose Ends

For use with 360 Hose

ASSEMBLY INSTRUCTIONS

1. Slide nut and sleeve onto hose. Make sure bevel edge of sleeve faces out toward fitting.
2. Push hose into fitting until it bottoms.
3. Tighten nut down all the way.



362

HOSE MENDER ASSEMBLY

Part No.	Hose I.D.	Pipe Thread	Std. Pkg. Quantity
362-6	3/8		2
362-8	1/2		2



367

SLEEVE

Part No.	Hose I.D.	Std. Pkg. Quantity
367-6	3/8	10
367-8	1/2	10



368

CONNECTOR ASSEMBLY

Part No.	Hose I.D.	Pipe Thread	Std. Pkg. Quantity
368-64	3/8	1/4	3
368-66	3/8	3/8	3
368-68	3/8	1/2	3
368-86	1/2	3/8	2
368-88	1/2	1/2	2



369

COUPLING NUT


Part No.	Hose I.D.	Std. Pkg. Quantity
369-6	3/8	10
369-8	1/2	5



370

COUPLING BODY ONLY

Part No.	Hose I.D.	Pipe Thread	Std. Pkg. Quantity
370-64	3/8	1/4	5
370-66	3/8	3/8	5
370-68	3/8	1/2	5
370-86	1/2	3/8	5
370-88	1/2	1/2	5



377

SPRING GUARD ONLY

Part No.	Hose I.D.	Std. Pkg. Quantity
377-6	3/8	5



378

CONNECTOR ASSEMBLY WITH SPRING GUARD

Part No.	Hose I.D.	Pipe Thread	Std. Pkg. Quantity
378-64	3/8	1/4	2
378-66	3/8	3/8	2
378-68	3/8	1/2	2
378-86	1/2	3/8	2
378-88	1/2	1/2	2



379

COUPLING NUT WITH SPRING GUARD

Part No.	Hose I.D.	Std. Pkg. Quantity
379-6	3/8	10
379-6L	3/8 (less spring)	10
379-8L	1/2 (less spring)	10



386

FEMALE CONNECTOR

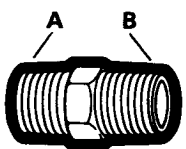
Part No.	Hose I.D.	Thread Size	Std. Pkg. Quantity
386-6	3/8	3/4-20	2
386-8	1/2	7/8-20	2



387

CONNECTOR WITH ADAPTER

Part No.	Hose I.D.	Pipe Thread	Std. Pkg. Quantity
387-64	3/8	1/4	2
387-66	3/8	3/8	2
387-86	1/2	3/8	2



388

ADAPTER

Part No.	A Air Brake Swivel	A Thread Size	B Pipe Size	Std. Pkg. Quantity
388-64	3/8	3/4-20	1/4	2
388-66	3/8	3/4-20	3/8	2
388-86	1/2	7/8-20	3/8	2
388-88	1/2	7/8-20	1/2	2

Heavy-Duty Products

Air Brake Copper Tube Compression

Used with: Copper tubing in air brake systems can be used with the #463 tube support for nylon air brake tube installations.

Advantages: Ball sleeve annealed to insure perfect seal. Long nut offers maximum tube support. Interchangeable with O.E.M. Air Brake fittings. Thread size for 3/8 O.D. fittings is 17/32-24.



ASSEMBLY INSTRUCTIONS

1. Slide nut and then sleeve on tubing. Threaded end of nut must face out.
2. Insert tubing into fitting body. Be sure tubing is bottomed on fitting shoulder.
3. Assemble nut to fitting body hand tight.
4. Tighten nut securely with a wrench. Two turns for small O.D. tube. Three turns maximum for larger tubes. This allows maximum reassemblies.

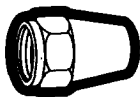
SLEEVE



B60

Part No.	O.D. Tube	Pipe Thread	Std. Pckg. Quantity
B60-4	1/4		10
B60-6	3/8		10
B60-8	1/2		10
B60-10	5/8		5
B60-12	3/4		5

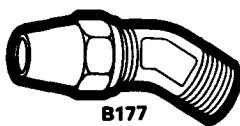
NUT



B161

B161-4	1/4		5
B161-6	3/8		10
B161-8	1/2		5
B161-10	5/8		5
B161-12	3/4		5

45 DEGREE MALE ELBOW



B177

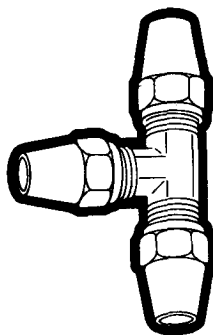
B177-42	1/4	1/4	5
B177-62	3/8	1/8	5
B177-64	3/8	1/4	5
B177-66	3/8	3/8	5
B177-68	3/8	1/2	5
B177-86	1/2	3/8	2
B177-88	1/2	1/2	2
B177-108	5/8	1/2	2



B162

UNION

Part No.	O.D. Tube	Pipe Thread	Std.Pckg. Quantity
B162-4	1/4		5
B162-6	3/8		5
B162-8	1/2		2
B162-10	5/8		2
B162-12	3/4		2

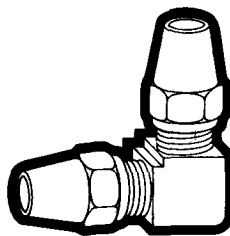


B164

TEE-THREE TUBE ENDS

B164-4	1/4		5
B164-68	3/8x3/8x1/2		2
B164-6	3/8		5
B164-8	1/2		2
B164-10	5/8		2
B164-12	3/4		2

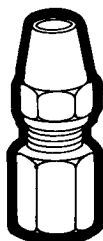
ELBOW-TWO TUBE ENDS



B165

B165-4	1/4		5
B165-6	3/8		5
B165-8	1/2		2
B165-10	5/8		2
B165-12	3/4		2

FEMALE CONNECTOR



B166

B166-42	1/4	1/8	5
B166-44	1/4	1/4	5
B166-62	3/8	1/8	5
B166-64	3/8	1/4	5
B166-66	3/8	3/8	5
B166-84	1/2	1/4	5
B166-86	1/2	3/8	5
B166-88	1/2	1/2	5
B166-106	5/8	3/8	2
B166-108	5/8	1/2	2
B166-128	3/4	1/2	2
B166-1212	3/4	3/4	2

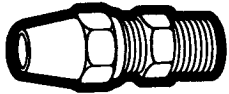
See air brake copper tube fittings assortment on page 11

See air brake copper tubing on pages 48, 65

Air Brake Copper Tube Compression

MALE CONNECTOR

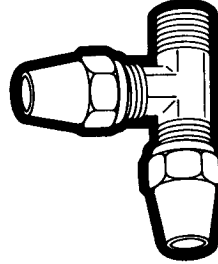
Part No.	O.D. Tube	Pipe Thread	Std. Pckg. Quantity
B168-42	1/4	1/8	10
B168-44	1/4	1/4	10
B168-46	1/4	3/8	5
B168-62	3/8	1/8	10
B168-64	3/8	1/4	10
B168-66	3/8	3/8	5
B168-68	3/8	1/2	5
B168-84	1/2	1/4	5
B168-86	1/2	3/8	5
B168-88	1/2	1/2	5
B168-106	5/8	3/8	2
B168-108	5/8	1/2	2
B168-1012	5/8	3/4	2
B168-128	3/4	1/2	2
B168-1212	3/4	3/4	2



B168

TEE-PIPE ON RUN

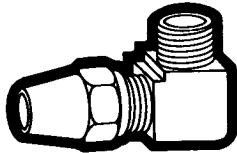
Part No.	O.D. Tube	Pipe Thread	Std. Pckg. Quantity
B171-42	1/4	1/8	5
B171-44	1/4	1/4	5
B171-62	3/8	1/8	5
B171-64	3/8	1/4	5
B171-66	3/8	3/8	5
B171-86	1/2	3/8	2
B171-88	1/2	1/2	2
B171-108	5/8	1/2	2
B171-128	3/4	1/2	2



B171

MALE ELBOW


B169-42	1/4	1/8	10
B169-44	1/4	1/4	5
B169-46	1/4	3/8	5
B169-62	3/8	1/8	5
B169-62L	3/8	1/8	5
B169-64	3/8	1/4	10
B169-64L	3/8	1/4	5
B169-66	3/8	3/8	5
B169-68	3/8	1/2	5
B169-84	1/2	1/4	2
B169-86	1/2	3/8	2
B169-88	1/2	1/2	2
B169-106	5/8	3/8	2
B169-108	5/8	1/2	2
B169-1012	5/8	3/4	2
B169-128	3/4	1/2	2
B169-1212	3/4	3/4	2



B169

TEE-PIPE ON BRANCH

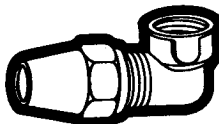
B172-42	1/4	1/8	5
B172-44	1/4	1/4	5
B172-62	3/8	1/8	5
B172-64	3/8	1/4	5
B172-66	3/8	3/8	5
B172-86	1/2	3/8	2
B172-88	1/2	1/2	2
B172-108	5/8	1/2	2
B172-128	3/4	1/2	2



B172

FEMALE ELBOW

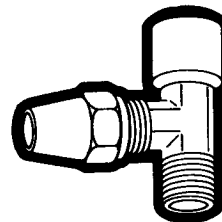
B170-42	1/4	1/8	5
B170-44	1/4	1/4	5
B170-62	3/8	1/8	5
B170-64	3/8	1/4	5
B170-66	3/8	3/8	5
B170-86	1/2	3/8	2
B170-88	1/2	1/2	2
B170-108	5/8	1/2	2
B170-1012	5/8	3/4	2



B170

SERVICE TEE-PIPE ON RUN

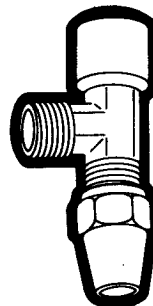
B176-64	3/8	1/4MxF	2
---------	-----	--------	---



B176

SERVICE TEE-PIPE ON RUN

B179-64	3/8	1/4FPT run x1/4MPT drop	2
---------	-----	----------------------------	---



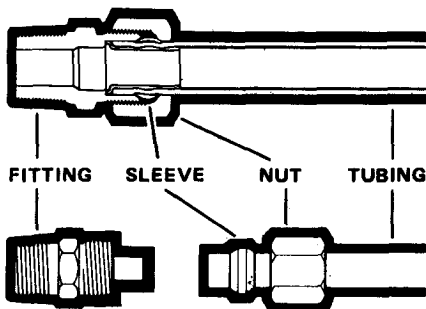
B179

Air Brake Fittings for Nylon Tubing

Used with: Nylon tubing (SAE J844, type 3).
Advantages: Meets all air brake specifications. Utilizes ribbed sleeve for compression and positive grip. Five remakes possible when disassembled. Body less insert interchangeable with standard air brake compression bodies. Special tools are not required.
Typical applications: Air brake systems, air control and gauge lines.

ASSEMBLY INSTRUCTIONS

1. Cut tubing to length required.
2. Insert tubing into fitting.
3. Tighten nut.



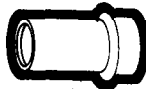
DISASSEMBLY INSTRUCTIONS

Remove nut and pull tubing out of fitting body. Insert will remain in tubing.

RE-ASSEMBLY INSTRUCTIONS

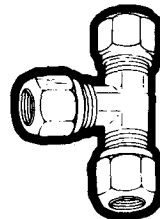
Push tubing and insert into fitting body until it bottoms. Thread nut onto fitting body and tighten.

TUBE SUPPORT



463

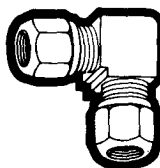
Part No.	O.D. Tube	Std.Pckg. Quantity
463-4	1/4	10
463-6	3/8	10
463-8	1/2	10
463-10	5/8	10
463-12	3/4	10



464

TEE-THREE TUBE ENDS

Part No.	O.D. Tube	Std.Pckg. Quantity
464-4	1/4	5
464-6	3/8	5
464-664	3/8x3/8x1/4	2
464-668	3/8x3/8x1/2	2
464-8	1/2	2
464-886	1/2x1/2x3/8	2
464-10	5/8	2



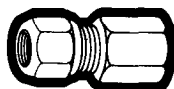
465

ELBOW-TWO TUBE ENDS

Part No.	O.D. Tube	Std.Pckg. Quantity
465-4	1/4	5
465-6	3/8	5
465-8	1/2	2
465-10	5/8	2

FEMALE CONNECTOR

Part No.	O.D. Tube	Std.Pckg. Quantity	Pipe Thread
466-42	1/4	1/8	5
466-44	1/4	1/4	5
466-62	3/8	1/8	5
466-64	3/8	1/4	5
466-66	3/8	3/8	5
466-86	1/2	3/8	5
466-88	1/2	1/2	5
466-106	5/8	3/8	2
466-108	5/8	1/2	2
466-128	3/4	1/2	2



466

SLEEVE



460

Part No.	O.D. Tube	Std.Pckg. Quantity
460-4	1/4	10
460-6	3/8	10
460-8	1/2	10
460-10	5/8	5
460-12	3/4	5

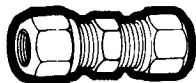
NUT



461

Part No.	O.D. Tube	Std.Pckg. Quantity
461-4	1/4	5
461-6	3/8	10
461-8	1/2	5
461-10	5/8	5
461-12	3/4	5

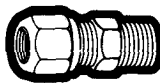
UNION



462

Part No.	O.D. Tube	Std.Pckg. Quantity
462-4	1/4	5
462-6	3/8	5
462-8	1/2	2
462-10	5/8	2
462-12	3/4	2

MALE CONNECTOR



468


Part No.	O.D. Tube	Std.Pckg. Quantity	Pipe Thread
468-42	1/4	1/8	10
468-44	1/4	1/4	10
468-46	1/4	3/8	5
468-62	3/8	1/8	10
468-64	3/8	1/4	10
468-66	3/8	3/8	5
468-68	3/8	1/2	5
468-84	1/2	1/4	5
468-86	1/2	3/8	5
468-88	1/2	1/2	5
468-812	1/2	3/4	2
468-106	5/8	3/8	2
468-108	5/8	1/2	2
468-1012	5/8	3/4	2
468-128	3/4	1/2	2
468-1212	3/4	3/4	2

See air brake nylon tube fittings assortment on page 11

See nylon air brake tubing on pages 48, 64

Air Brake Fittings for Nylon Tubing

MALE ELBOW



469

Part No.	O.D. Tube	Pipe Thread	Std. Pckg. Quantity
469-42	1/4	1/8	10
469-44	1/4	1/4	5
469-46	1/4	3/8	5
469-62	3/8	1/8	10
469-62L	3/8	1/8 long	5
469-64	3/8	1/4	10
469-66	3/8	3/8	5
469-68	3/8	1/2	5
469-84	1/2	1/4	2
469-86	1/2	3/8	2
469-88	1/2	1/2	2
469-106	5/8	3/8	2
469-108	5/8	1/2	2
469-1012	5/8	3/4	2
469-126	3/4	3/8	2
469-128	3/4	1/2	2
469-1212	3/4	3/4	2

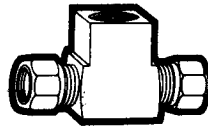
BULKHEAD UNION



475

Part No.	O.D. Tube	Pipe Thread	Std. Pckg. Quantity
475-4	1/4		5
475-6	3/8		5
475-8	1/2		2
475-10	5/8		2

TEE-FEMALE PIPE BRANCH



477

Part No.	O.D. Tube	Pipe Thread	Std. Pckg. Quantity
477-64	3/8	1/4	5
477-84	1/2	1/4	2

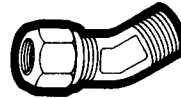
FEMALE ELBOW



470

Part No.	O.D. Tube	Pipe Thread	Std. Pckg. Quantity
470-42	1/4	1/8	5
470-44	1/4	1/4	5
470-62	3/8	1/8	5
470-64	3/8	1/4	5
470-66	3/8	3/8	5
470-86	1/2	3/8	2
470-88	1/2	1/2	2
470-108	5/8	1/2	2

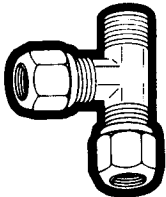
45 DEGREE MALE ELBOW



480

Part No.	O.D. Tube	Pipe Thread	Std. Pckg. Quantity
480-42	1/4	1/8	10
480-44	1/4	1/4	5
480-62	3/8	1/8	5
480-64	3/8	1/4	10
480-66	3/8	3/8	5
480-68	3/8	1/2	5
480-84	1/2	1/4	2
480-86	1/2	3/8	2
480-88	1/2	1/2	2
480-108	5/8	1/2	2


TEE-PIPE ON RUN



471

Part No.	O.D. Tube	Pipe Thread	Std. Pckg. Quantity
471-42	1/4	1/8	5
471-44	1/4	1/4	5
471-64	3/8	1/4	5
471-66	3/8	3/8	5
471-86	1/2	3/8	2
471-88	1/2	1/2	2
471-108	5/8	1/2	2

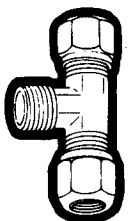
SERVICE TEE



482

Part No.	O.D. Tube	Pipe Thread FxM	Std. Pckg. Quantity
482-644	3/8	1/4 x 1/4	2
482-646	3/8	1/4 x 3/8	2


TEE-PIPE ON BRANCH



472

Part No.	O.D. Tube	Pipe Thread	Std. Pckg. Quantity
472-42	1/4	1/8	5
472-44	1/4	1/4	5
472-62	3/8	1/8	5
472-64	3/8	1/4	5
472-66	3/8	3/8	5
472-86	1/2	3/8	2
472-88	1/2	1/2	2
472-108	5/8	1/2	2

TEE



483

Part No.	O.D. Tube	Pipe Thread	Std. Pckg. Quantity
483-664	3/8	3/8 x 1/4	2

See air brake nylon tube fittings assortment on page 11
See nylon air brake tubing on pages 48, 64

Push-To-Connect Air Brake Fittings

HOW TO USE THE CORONET PUSH-TO-CONNECT AIR BRAKE FITTING:



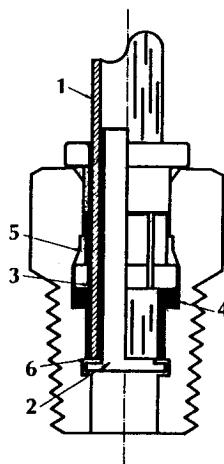
TO CONNECT TUBE:

Cut Plastic tube as squarely as possible. Insert tube end into fitting, sliding the I.D. of the tube over the tube support until friction is felt as tube slides past the O-ring. Using a slight twisting motion while inserting the tube is often helpful. After this initial friction is felt, continue to push in the tube until it bottoms firmly against the internal tube support.



TO DISCONNECT TUBE:

With thumb and forefinger, hold down the top of the insert against the fitting body and then, with the other hand, pull out the tubing. No tools are needed.



When tubing (1) is inserted into the fitting the inside diameter support (2). This, combined with the action of the gripper, insured that the air brake hose assembly with safely exceed the tensile requirements of FMVSS-106 for applications described in this catalog. The tubing then passes through the gripping teeth (3). The tubing continues beyond the gripping teeth through the inside diameter of the lubricated "O" ring (4) which seals on the outside diameter of the tubing. The gripping teeth grab the tube. Pulling back on the tube only tightens the grip on the tubing as the insert moves onto the camming surface (5). Pressure through the tube also serves to tighten the grip. The tube bottoms against a positive tube stop (6) in a cavity providing tube support to prevent leakage.

DESIGN FEATURES:

- DOT marked and approved (see below).
- **QUICK CONNECT**, simply push tubing in, no tools, or loose parts to handle in tight places.
- **FULL FLOW DESIGN**, Provides up to 60% more flow area than conventional fittings with internal tube supports.
- **BRASS CONSTRUCTION**, Elbows and tees are forged brass.
- **SWIVEL** elbows and tees for ease of orientation.

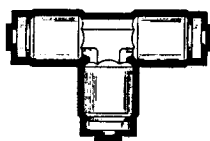
Series AQ-DOT Fittings are designed for use in applications described in **bold type** in the excerpt below from the National Highway Traffic Safety Administration, Department Of Transportation FMVSS-106.

S7.3.10 Tensile Strength: An air brake hose assembly (other than a coiled nylon tube assembly which meets the requirements of S393.45 of this title) designed for use between frame and axle or between a towed and towing vehicle shall withstand, without separation of the hose from it's end fittings, a pull of 250 pounds if it is 1/4 inch or less in nominal internal diameter, or a pull of 325 pounds if it is larger than 1/4 inch nominal internal diameter. **An air brake assembly designed for use with any other application shall withstand without separation of the hose from it's end fitting, a pull of 50 pounds if it is 1/4 inch or less in internal diameter, 150 pounds if it is 3/8 or 1/2 inch in nominal internal diameter, or 325 pounds if it is larger than 1/2 inch in nominal internal diameter.** (S8.9) (39F.R. 28436 - Aug. 7, 1974. Effective 3/1/75).



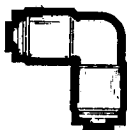
UNION

Part No.	O.D. Tube	Pipe Thread	Std. Pckg. Quantity
962-4	1/4		5
962-6	3/8		5
962-8	1/2		5



UNION TEE

Part No.	O.D. Tube	Pipe Thread	Std. Pckg. Quantity
964-4	1/4		5
964-6	3/8		5
964-8	1/2		5



UNION ELBOW

Part No.	O.D. Tube	Pipe Thread	Std. Pckg. Quantity
965-4	1/4		5
965-6	3/8		5
965-8	1/2		5




FEMALE CONNECTOR

Part No.	O.D. Tube	Pipe Thread	Std. Pckg. Quantity
966-42	1/4	1/8	5
966-44	1/4	1/4	5
966-64	3/8	1/4	5
966-66	3/8	3/8	5



MALE CONNECTOR

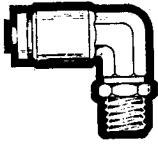
Part No.	O.D. Tube	Pipe Thread	Std. Pckg. Quantity
968-42	1/4	1/8	5
968-44	1/4	1/4	5
968-46	1/4	3/8	5
968-62	3/8	1/8	5
968-64	3/8	1/4	5
968-66	3/8	3/8	5
968-68	3/8	1/2	5
968-84	1/2	1/4	5
968-86	1/2	3/8	5
968-88	1/2	1/2	5



MALE ELBOW

Part No.	O.D. Tube	Pipe Thread	Std. Pckg. Quantity
969-42	1/4	1/8	5
969-44	1/4	1/4	5
969-46	1/4	3/8	5
969-64	3/8	1/4	5
969-66	3/8	3/8	5
969-86	1/2	3/8	5
969-88	1/2	1/2	5

Push-To-Connect Airbrake Fittings



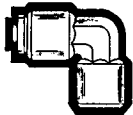
SWIVEL MALE ELBOW

Part No.	O.D. Tube	Pipe Thread	Std. Pckg. Quantity
969-1-42	1/4	1/8	5
969-1-44	1/4	1/4	5
969-1-46	1/4	3/8	5
969-1-62	3/8	1/8	5
969-1-64	3/8	1/4	5
969-1-66	3/8	3/8	5
969-1-68	3/8	1/2	5
969-1-86	1/2	3/8	5
969-1-88	1/2	1/2	5



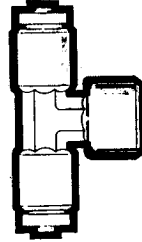
BULKHEAD UNION

Part No.	O.D. Tube	Male Thread	Std. Pckg. Quantity
975-48	1/4	1/2-20	2
975-610	3/8	5/8-18	2
975-812	1/2	3/4-16	2



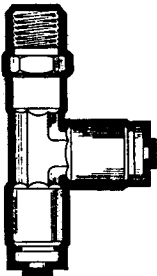
FEMALE ELBOW

Part No.	O.D. Tube	Pipe Thread	Std. Pckg. Quantity
970-42	1/4	1/8	5
970-44	1/4	1/4	5
970-64	3/8	1/4	5
970-66	3/8	3/8	5



SWIVEL FEMALE BRANCH TEE

Part No.	O.D. Tube	Male Thread	Std. Pckg. Quantity
977-1-42	1/4	1/8	5
977-1-44	1/4	1/4	5
977-1-64	3/8	1/4	5



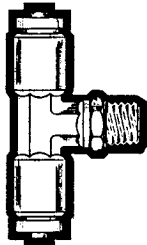
SWIVEL MALE RUN TEE

Part No.	O.D. Tube	Pipe Thread	Std. Pckg. Quantity
971-1-42	1/4	1/8	5
971-1-44	1/4	1/4	5
971-1-64	3/8	1/4	5
971-1-66	3/8	3/8	5
971-1-86	1/2	3/8	5



SWIVEL 45 DEGREE MALE ELBOW

Part No.	O.D. Tube	Pipe Thread	Std. Pckg. Quantity
980-1-42	1/4	1/8	5
980-1-44	1/4	1/4	5
980-1-64	3/8	1/4	5



SWIVEL MALE BRANCH TEE

Part No.	O.D. Tube	Pipe Thread	Std. Pckg. Quantity
972-1-42	1/4	1/8	5
972-1-44	1/4	1/4	5
972-1-64	3/8	1/4	5
972-1-66	3/8	3/8	5
972-1-86	1/2	3/8	5



FEMALE BULKHEAD UNION

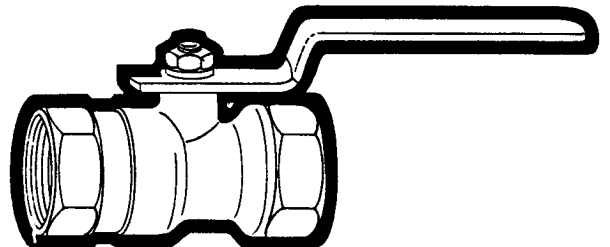
Part No.	O.D. Tube	Female Thread	Std. Pckg. Quantity
986-42	1/4	1/8	5
986-44	1/4	1/4	2
986-64	3/8	1/4	2

See nylon air brake tubing on pages 48, 64

Brass Ball Valves

Working Pressure – 600 PSI
Full port
Quarter turn for on-off

Part No.	Pipe Thread	Std. Pckg. Quantity
595-4	1/4	3
595-6	3/8	3
595-8	1/2	2
595-12	3/4	2
595-16	1	1



Collet Compression Fittings

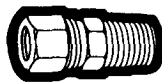
COLLET (Slotted Ferrule)



560

Part No.	O.D. Tube	Std. Pkg. Quantity
560-2	1/8	10
560-2.5	5/32	10
560-4	1/4	10

COLLET MALE CONNECTOR



568

Part No.	O.D. Tube	Pipe Thread	Std. Pkg. Quantity
568-2.51	5/32	1/16	5
568-2.52	5/32	1/8	5
568-21	1/8	1/16	5
568-22	1/8	1/8	5
568-42	1/4	1/8	5

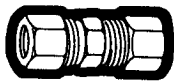
COLLET COMPRESSION NUT



561

Part No.	O.D. Tube	Std. Pkg. Quantity
561-2	1/8	10
561-2.5	5/32	10
561-4	1/4	10

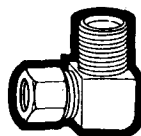
COLLET COMPRESSION UNION



562

Part No.	O.D. Tube	Std. Pkg. Quantity
562-2	1/8	5
562-2.5	5/32	5
562-4	1/4	5

COLLET MALE ELBOW

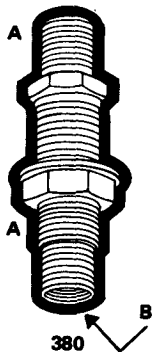


569

Part No.	O.D. Tube	Pipe Thread	Std. Pkg. Quantity
569-2.52	5/32	1/8	5
569-21	1/8	1/16	5
569-22	1/8	1/8	5
569-42	1/4	1/8	5

See air brake nylon tubing for 5/32 collet fittings on pages 48, 64

Frame Couplings and Terminal Bolts

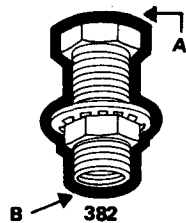


380

BULKHEAD COUPLING

Part No.	Pipe Thread		Length (Inches)
	A Male	B Female	
380-84S	1/2	1/4	2-15/16
380-84L	1/2	1/4	3-15/16
380-84M*	1/2	1/4	2-7/8

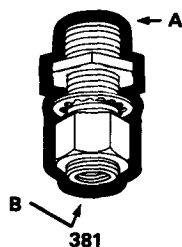
*comes with large mounting nut



382

BULKHEAD COUPLING

Part No.	Pipe Thread		Length (Inches)
	A FPT	B FPT	
382-44S	1/4	1/4	15/16
382-44L	1/4	1/4	1-1/2
382-66	3/8	3/8	1-15/16




381

BULKHEAD COUPLING

Part No.	Pipe Thread		Length (Inches)
	A MPT	B FPT	
381-84	1/2	1/4	2-1/8
381-84S	1/2	1/4	2-1/8
381-84L	1/2	1/4	2-1/2
381-86L	1/2	3/8	1-29/32
381-86S	1/2	3/8	1-11/16


Standard Package Quantity 2



391

FRAME COUPLING

Part No.	O.D. Tube A	Female Pipe B	Length (Inches)
	391-66	3/8	
391-86	1/2	3/8	

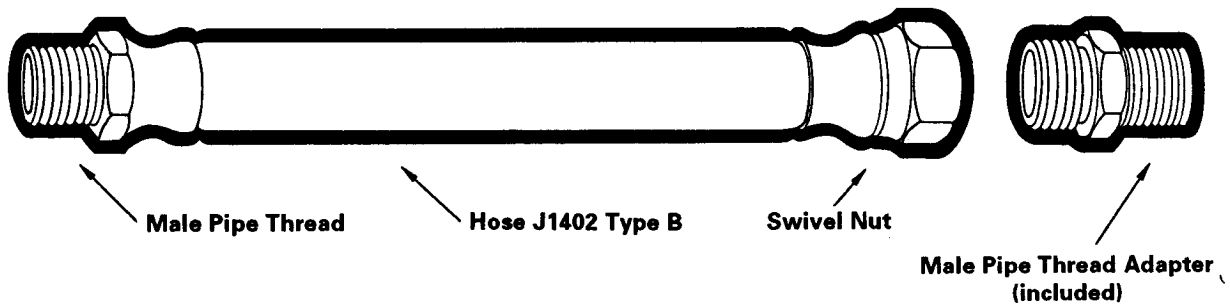


392

FRAME COUPLING

Part No.	O.D. Tube A	Female Pipe B	Length (Inches)
392-84	1/2	1/4	1-11/16

Air Brake Hose Assemblies



NOTE: ALL AIR BRAKE HOSE ASSEMBLIES COME WITH ONE FIXED MALE END, AND ONE FEMALE SWIVEL END, AND WITH ADAPTER FITTING.

LENGTH (inches)	264 SERIES (3/8 I.D. Hose x 1/4 Male Pipe)	266 SERIES (3/8 I.D. Hose x 3/8 Male Pipe)	286 SERIES (1/2 I.D. Hose x 3/8 Male Pipe)
12	26412	—	—
14	26414	26614	28614
18	26418	26618	28618
20	26420	26620	28620
22	26422	26622	28622
24	26424	26624	28624
26	26426	26626	28626
28	26428	26628	28628
30	26430	26630	28630
32	26432	26632	28632
34	26434	26634	28634
36	26436	26636	28636
38	26438	26638	28638
40	26440	26640	28640
42	26442	26642	28642
44	26444	26644	28644
46	26446	26646	28646
48	26448	26648	28648
54	26454	26654	28654
60	26460	26660	28660
68	—	—	28668
72	26472	26672	28672

Standard Package: 1 Piece


Air Brake Nylon Tubing

Designed for air brake systems, air control and gauge lines.



SAE J844 Type 3A

Single Wall Extruded Nylon (1/8", 5/32", 1/4" size)



SAE J844 Type 3B

Extruded Nylon Inner Tube. One layer of open ply nylon fiber reinforcement and a nylon outer cover. (3/8", 1/2", 5/8" and 3/4" size)

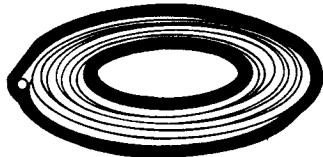
Part No.	O.D. Tube	Wall Thickness	Min. Burst Pressure (at 75°F) PSI	Min. Bend Radius	Std. Pckg. Feet
634-2	1/8	.023	1000	3/8	100
634-4	1/4	.040	1200	1	100
634-6	3/8	.062	1400	1-1/2	100
634-8	1/2	.062	950	2	100
634-10	5/8	.092	900	2-1/2	100
634-12	3/4	.092	800	3	100

NYLON TUBING FOR 5/32 COLLET FITTINGS

Part No.	Color	Hose I.D.	
635-2.5BK	Black	5/32	50
635-2.5BL	Blue	5/32	50
635-2.5GN	Green	5/32	50
635-2.5RD	Red	5/32	50
635-2.5RN	Orange	5/32	50
635-2.5YW	Yellow	5/32	50

See air brake fittings for nylon tubing on pages 11, 42-6

Air Brake Copper Tubing



315

Copper tubing is domestically produced and meets all federal and I.C.C. standards.

Part No.	O.D. Tube	Wall Thickness	Std. Pckg. Feet
315-4	1/4	.035	50
315-5	5/16	.042	50
315-6	3/8	.049	50
315-8	1/2	.049	50
315-10	5/8	.049	50
315-12	3/4	.049	50

See air brake copper tube fittings on pages 11, 40-1

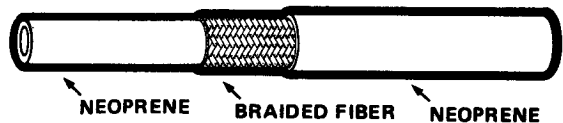
Air Brake Hose

AIR BRAKE HOSE

Specifications: Penn State approved.
SAE 40R2 Type B (DOT FMVSS 571.106A1)
Construction: Neoprene inner tube and cover. One ply braided fiber reinforcing material over inner wall. Temperature range from -40°F. to 250°F. Maximum air temperature approximately 160°F.


Used with: Reusable coupling series 368 and 378.

See reusable hose ends on page 39



Part No.	Hose I.D.	Std. Pckg. Quantity
H360-6	3/8	250' rolls


Truck Valves



836

HEAVY DUTY PLUG TYPE DRAIN COCK


Part No.	Description	Std. Pckg. Quantity
836-4	1/4" male pipe thread interchanges with B.W. No. 215310/103385	2



883

FLARE TO MALE PIPE

Part No.	O.D. Tube	Pipe Thread	Std. Pckg. Quantity
883-66	3/8	3/8	2
883-68	3/8	1/2	2
883-86	1/2	3/8	2
883-88	1/2	1/2	2
883-108	5/8	1/2	2



881

HOSE TO MALE PIPE


	Hose Size	Pipe Thread	
881-66	3/8	3/8	2
881-106	5/8	3/8	2
881-108	5/8	1/2	2
881-126	3/4	3/8	2
881-128	3/4	1/2	2



886

COMPRESSION TO NTA MALE PIPE


886-88	1/2	1/2	2
--------	-----	-----	---



882

FEMALE PIPE TO MALE PIPE


882-66	3/8	3/8	2
882-68	3/8	1/2	2
882-88	1/2	1/2	2



887

MALE PIPE TO FLARE

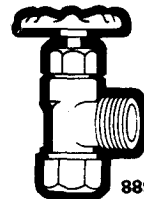
887-88	1/2	1/2	2
887-108	5/8	1/2	2



884

AIR TANK DRAIN VALVE

884-4	1/4	1
-------	-----	---



889

NTA MALE PIPE TO COMPRESSION

889-88	1/2	1/2	2
--------	-----	-----	---

3 & 4 Way Gas Tank Selector Shut-Off Cocks

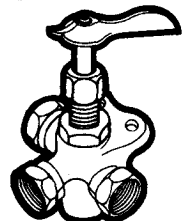
All 3 & 4-way valves constructed with a brass body and Delrin plug. Mounting bracket cast into body.



894

HANDLE AND SCREW FOR 3 AND 4 WAY VALVES

Part No.	Pipe Thread	Handle Length	Std.Pckg. Quantity
894			5



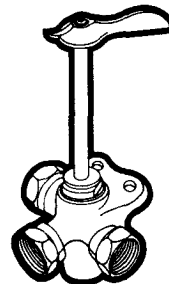
895

FEMALE PIPE - 3 ENDS

895-4	1/4	flush	1
895-6	3/8	flush	1

Available with click on application. (e.g., 895-4C)

3-WAY VALVE




896
4-WAY VALVE

FEMALE PIPE - 4 ENDS

Part No.	Pipe Thread	Handle Length	Std.Pckg. Quantity
896-4	1/4	flush	1
896-415	1/4	1-1/2	1
896-430	1/4	3	1
896-6	3/8	flush	1
896-615	3/8	1-1/2	1
896-630	3/8	3	1

Available with click on application. (e.g., 896-4C)

Air Brake Coil Kits (Tractor Trailers)



Coronet's air brake kits are preassembled. Everything needed is included, no cutting or assembly required. Each kit consists of a red and blue tube assembly.

Specifications: Meets D.O.T. specifications for coiled nylon brake tubing and conforms to SAE tubing standard J844C, type 3B. Assembly fitted with brass 1/2-14 male couplings complete with plated steel spring guards.

Application: Used between tractor and trailer for service and emergency hookup.

How to Determine Maximum Working Length: The length needed is determined by positioning the tractor and trailer in an extreme right or left turn position. Measure the distance to the nearest foot and order the next size available. For tractors that pull various types of trailers, length ordered should be based on the longest installation.

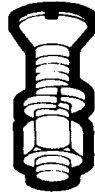
Part No.	Fitting	Extended Hose Length	Std. Pckg. Quantity
390-812	1/2 MPT	12 ft.	1
390-815	1/2 MPT	15 ft.	1
390-820	1/2 MPT	20 ft.	1

Use Coronet Adapter Number 120R-86 to convert end fitting from 1/2 to 3/8 MPT.

Brass Brake Bolt Assemblies

BRASS BOLTS – PLATED NUT

Brake blocks stay tight. Block and shoe are held securely without play. Bolts are reusable on new brake lining installations.

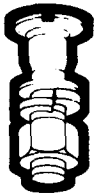


186

BOLT STYLE – USS SERIES

Part No.	Thread Size	Length (Inches)	Std. Pckg. Quantity
186-100	3/8-16	1	10
186-125	3/8-16	1-1/4	10
186-150	3/8-16	1-1/2	10

Assemblies include hex steel nut and lockwasher.

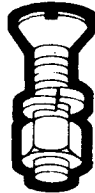


184-185

RIVET REPLACEMENT

Part No.	Thread Size	Rivet No.	Std. Pckg. Quantity
184-3	3/16-24USS	#8	10
184-4	1/4-20USS	#10	10
185-3	3/16-32SAE	#8	10
185-4	1/4-28SAE	#10	10

Assemblies include hex steel nut, flat washer and lock washer. All Assemblies are 1" long.



187

BOLT STYLE – SAE SERIES

Part No.	Thread Size	Length (Inches)	Std. Pckg. Quantity
187-100	3/8-24	1	10
187-125	3/8-24	1-1/4	10
187-150	3/8-24	1-1/2	10

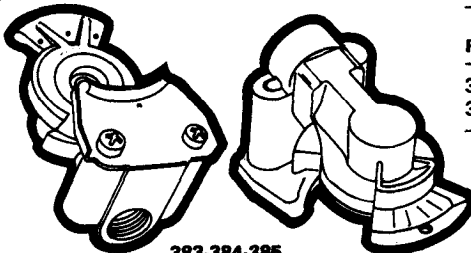
Assemblies include hex steel nut and lockwasher.

Gladhand Couplings

Die cast aluminum body - connects to 1/2" pipe.

Part No.	Type	Std. Pckg. Quantity
383-8	service connect only to service	1
384-8	emergency connect only to emergency	1
385-8	universal connects to all three styles	1

GLADHAND COUPLINGS



383-384-385

GLADHAND SEAL

Part No.	Std. Pckg. Quantity
386 Single Lip	10
389 Double Lip	10




386



389

Radiator Drain Cocks



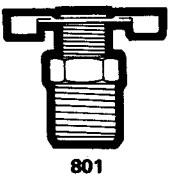
Coronet's drain cocks have metal to metal seats thus requiring only hand tightening to assure positive leak proof performance. Radiator drain cocks are designed to withstand up to 150 p.s.i. working pressure.



INTERNAL SEAT WITH ANGLE BIB DRAIN

Part No.	Pipe Thread	Std.Pckg. Quantity
804-2	1/8	5
804-4	1/4	5

EXTERNAL SEAT

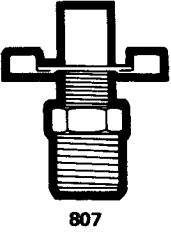


Part No.	Pipe Thread	Std.Pckg. Quantity
801-2	1/8	5
801-4	1/4	5
801-6	3/8	5
801-8	1/2	5



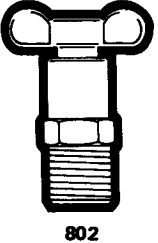
DRAIN COCK FLANGE

806-2	1/8	5
806-4	1/4	5



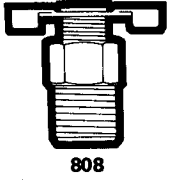
EXTERNAL SEAT WITH BIB

807-4	1/4	5
-------	-----	---



HEAVY DUTY INTERNAL SEAT

802-2	1/8	5
802-4	1/4	5
802-6	3/8	5




INTERNAL SEAT

808-2	1/8	5
808-4	1/4	5
808-6	3/8	5



INTERNAL SEAT WITH BIB

803-2	1/8	5
-------	-----	---

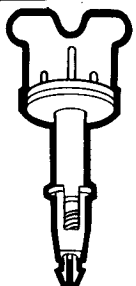


INTERNAL SEAT WITH LONG SHANK

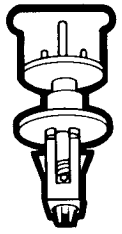
809-2	1/8	5
-------	-----	---

VALVES

Plastic Metric Radiator Drain Cocks



Part No. 810




Part No. 811



Part No. 812



Part No. 813



Part No. 814

Part No.	Std. Pkg. Quantity	Application (Partial)
810	5	Ford
811	5	Ford, GM
812	5	Mazda
813	5	Datsun
814	5	Toyota

All plastic metric draincocks supplied with gasket or o-ring.

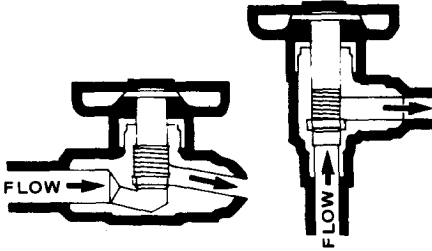
See plastic metric drain cock assortment on page 7

See draincock merchandising cards on page 8

See draincock assortments on page 9

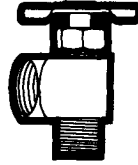
Needle Seat Valves

Metal-to-metal seat, with fine-thread screwdown, allows positive sealing as well as precise adjustments to hold any amount of flow up to the valve capacity. Valves are designed to withstand up to 150 p.s.i. working pressure. These valves should always be installed with the pressure against the seat.



Typical internal construction views of Coronet needle seat valves.

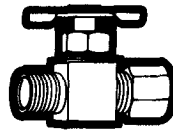
INVERTED TO MALE PIPE ANGLE



819

Part No.	O.D. Tube	Pipe Thread	Std.Pckg. Quantity
819-52	5/16	1/8	5

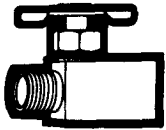
COMPRESSION TO MALE PIPE STRAIGHT



820

820-32	3/16	1/8	5
820-42	1/4	1/8	5
820-44	1/4	1/4	5
820-52	5/16	1/8	5
820-54	5/16	1/4	5
820-64	3/8	1/4	5

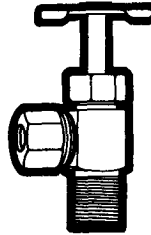
MALE BY FEMALE PIPE



816

Part No.	O.D. Tube	Pipe Thread	Std.Pckg. Quantity
816-2		1/8x1/8	5
816-4		1/4x1/4	5

COMPRESSION TO MALE PIPE ANGLE



821

821-32	3/16	1/8	5
821-42	1/4	1/8	5
821-44	1/4	1/4	5
821-52	5/16	1/8	5
821-54	5/16	1/4	5
821-62	3/8	1/8	5
821-64	3/8	1/4	5

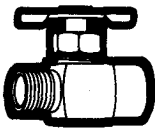
FEMALE PIPE – BOTH ENDS



817

817-2		1/8x1/8	5
817-4		1/4x1/4	5


COMPRESSION – BOTH ENDS



818

INVERTED TO MALE PIPE STRAIGHT

818-42	1/4	1/8	5
--------	-----	-----	---

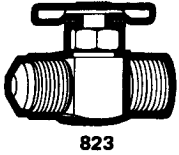


822

822-3	3/16		5
822-4	1/4		5
822-5	5/16		5
822-6	3/8		5

Needle Seat Valves

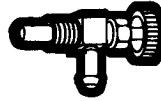
FLARE TO MALE PIPE STRAIGHT



823

Part No.	O.D. Tube	Pipe Thread	Std.Pckg. Quantity
823-42	1/4	1/8	5
823-44	1/4	1/4	5
823-52	5/16	1/8	5
823-54	5/16	1/4	5
823-64	3/8	1/4	5


HOSE TO MALE PIPE ANGLE WITH FILTER SCREEN



827

Part No.	Hose I.D.	Pipe Thread	Std. Pckg. Quantity
827-42	1/4	1/8	2

FLARE TO MALE PIPE ANGLE

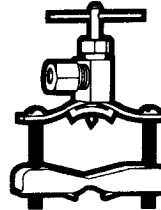


824

824-42	1/4	1/8	5
824-52	5/16	1/8	5
824-54	5/16	1/4	5
824-64	3/8	1/4	5

SELF-TAPPING SADDLE VALVE


NO NEED TO SHUT
OFF LINE, NO
DRILLING NECESSARY



849

Description		
849	outlet O.D. 1/4	3

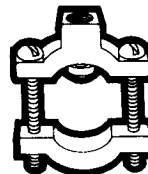
FLARE – BOTH ENDS



825

825-4	1/4	5
825-6	3/8	5


BRASS SADDLE CLAMP



834

834	1/8 F.P.T. will fit 3/8, 1/2, 3/4 pipe, drill hole and attach.	3
-----	--	---

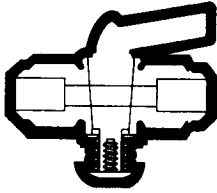
MALE PIPE – BOTH ENDS



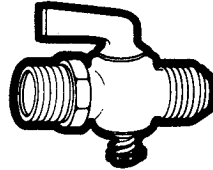
826

826-2	1/8x1/8	5
826-4	1/4x1/4	5

Ground Key Shut-Off Cocks



Shut-off cocks are manufactured for use with low-pressure air, water, gas and fluids. They are designed to withstand working pressures of 30 p.s.i.




848

S.A.E. FLARED TO MALE PIPE STRAIGHT

Part No.	O.D. Tube	Pipe Thread	Std.Pckg. Quantity
848-42	1/4	1/8	3
848-44	1/4	1/4	3
848-52	5/16	1/8	3
848-54	5/16	1/4	3
848-64	3/8	1/4	3
848-66	3/8	3/8	3
848-86	1/2	3/8	3
848-88	1/2	1/2	3


GROUND SEAT DRAIN COCK



840

Part No.	O.D. Tube	Pipe Thread	Std.Pckg. Quantity
840-2		1/8	5
840-4		1/4	5
840-6		3/8	3
840-8		1/2	3


S.A.E. FLARED TO MALE PIPE – BOTH ENDS



851

851-42	1/4	1/8	1
851-52	5/16	1/8	1
851-54	5/16	1/4	1

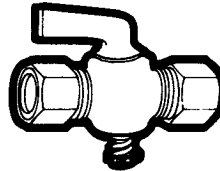
FLARE – BOTH ENDS



842

842-4	1/4	3
842-5	5/16	3
842-6	3/8	3
842-8	1/2	3
842-10	5/8	1

COMPRESSION – BOTH ENDS



862

862-4	1/4	3
862-5	5/16	3
862-6	3/8	3
862-8	1/2	3


FLARE – THREE ENDS



844

844-4	1/4	1
844-5	5/16	1
844-6	3/8	1

COMPRESSION – THREE ENDS

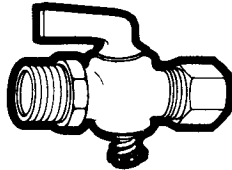


864

864-4	1/4	1
864-5	5/16	1
864-6	3/8	1

Ground Key Shut-Off Cocks


COMPRESSION TO MALE PIPE



868

Part No.	O.D. Tube	Pipe Thread	Std.Pckg. Quantity
868-42	1/4	1/8	3
868-44	1/4	1/4	3
868-52	5/16	1/8	3
868-54	5/16	1/4	3
868-64	3/8	1/4	3
868-66	3/8	3/8	3
868-86	1/2	3/8	3

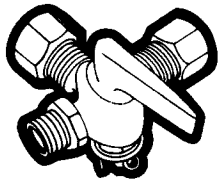
MALE TO FEMALE PIPE



880

Part No.	Pipe Thread	Std.Pckg. Quantity
880-2	1/8	3
880-4	1/4	3
880-6	3/8	3


COMPRESSION TO MALE PIPE – BOTH ENDS



871

Part No.	O.D. Tube	Pipe Thread	Std.Pckg. Quantity
871-42	1/4	1/8	1
871-52	5/16	1/8	1
871-54	5/16	1/4	1

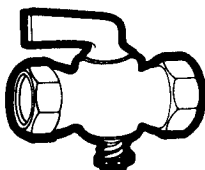
MALE PIPE – BOTH ENDS



890

Part No.	Pipe Thread	Std.Pckg. Quantity
890-2	1/8	3
890-4	1/4	3
890-6	3/8	3


FEMALE PIPE – BOTH ENDS



875

Part No.	Pipe Thread	Std.Pckg. Quantity
875-2	1/8	3
875-4	1/4	3
875-6	3/8	3

OIL TANK VALVE – FORGED




35

Part No.	O.D. Tube	Pipe Thread	Std.Pckg. Quantity
35-6S8	3/8	1/2	3
35-6S12	3/8	3/4	3
35-6C12	3/8	3/4	3
35-8S12	1/2	3/4	3

TANK VALVES

For tanks, compressors and pneumatic devices. Permits inflation, deflation and pressure testing similar to tire valve treatment. Has standard tire valve core plus short brass cap.



493-2

PART NO. 493-2

Packed 10 per box.
1/8 male pipe thread. Permits valve to protrude full length.



494-2

PART NO. 494-2

Packed 10 per box.
1/8 male pipe thread. Allows minimum protrusion of valves.

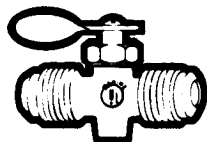


494-4

PART NO. 494-4


Packed 10 per box.
1/4 male pipe thread. Allows minimum protrusion of valve.

Marine Fuel Valves




S.A.E. FLARE-BOTH ENDS

Part No.	O.D. Tube	Pipe Thread	Std. Pkg. Quantity
8942-6	3/8		2
8942-8	1/2		2




MALE BY FEMALE PIPE

Part No.	Pipe Thread	Std. Pkg. Quantity
8980-4	1/4	2
8980-6	3/8	2



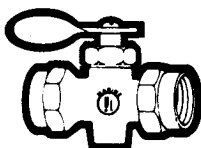
S.A.E. FLARE TO MALE PIPE

8948-64	3/8	1/4	2
8948-66	3/8	3/8	2



DOUBLE MALE PIPE

8990-2	1/8	2
8990-4	1/4	2

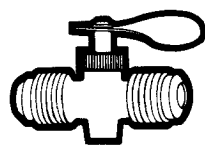


DOUBLE FEMALE PIPE

8975-2		1/8	2
8975-4		1/4	2

O-Ring Sealed, Solid Bottom Shut-Off Cocks


S.A.E. FLARE – BOTH ENDS



8842

Part No.	O.D. Tube	Pipe Thread	Std.Pckg. Quantity
8842-4	1/4		2
8842-5	5/16		2
8842-6	3/8		2
8842-8	1/2		2

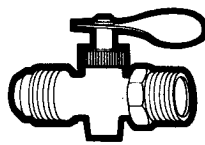
DOUBLE FEMALE PIPE



8875

Part No.	Pipe Thread	Std.Pckg. Quantity
8875-2	1/8	2
8875-4	1/4	2
8875-6	3/8	2

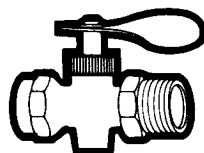
S.A.E. FLARE BY MALE PIPE



8848

8848-42	1/4	1/8	2
8848-44	1/4	1/4	2
8848-52	5/16	1/8	2
8848-54	5/16	1/4	2
8848-64	3/8	1/4	2
8848-66	3/8	3/8	2
8848-68	3/8	1/2	2
8848-86	1/2	3/8	2

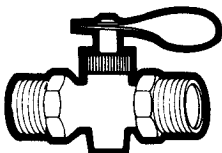
MALE BY FEMALE PIPE



8880

8880-2	1/8	2
8880-4	1/4	2
8880-6	3/8	2

DOUBLE MALE PIPE



8890

8890-2	1/8	2
8890-4	1/4	2
8890-6	3/8	2

Recoil Hose Assemblies



Stretches and recoils like a telephone cord. Maximum working pressure up to 200 psi. Assembled with spring guards, tube inserts and standard compression fittings. Allows full flow of air to connect any tool. **One end swivels.** Packed one per box.

RECOIL NYLON AIR HOSE

Part No.	Hose I.D.	M.P. Ends	Length
2019	1/4	1/4	12
2020	3/8	3/8	12
2022	1/4	1/4	25
2023	3/8	3/8	25
2025	1/4	1/4	50
2026	3/8	3/8	50

Quick Coupler Interchange

CORONET	ACME	AMFLO	CAMEL	MILTON	NAPA	SCHRADER	TRW	TRU-FLATE	CORONET
4160	939A	-	61-572	711	90-669	5142C-D	670040	13-201	4160
4161-4	937B	C20	61-573	715	90-670	5142-12/5138-12	670039	13-234/13-235	4161-4
4162-4	-	-	-	716	90-672	5141-12/5139-12	670052	13-224/13-225	4162-4
4171-4	910N	CP21	61-578	727	90-674	5138-11	670032/ 670083	12-224/12-225	4171-4
4172-4	911N	CP20	61-579	728	90-676	5139-11	670047	12-234/12-235	4172-4
4261-4	925B	C2	61-223/61-523	785	90-600/90-608	3504	670035	13-134/13-135	4261-4
4262-4	926B	C1	61-524	786	90-610	3503	670049	13-124/13-125	4262-4
4271-4*	-	CP2B	61-239*	-	90-604	-	-	-	*4271-4
4272-4*	-	CP1B	61-238*	-	90-602	-	-	-	*4272-4
4361-4	925B	C2	61-223/61-523	785	90-600/90-608	3504	670035	13/134-13/135	4361-4
4361-4A	944B	C8	61-476	1803	-	3521	670065	13/610-13/611	4361-4A
4361-6	940B	C6	61-553	1805	90-654	3516	670066	13/612-13/613	4361-6
4362-4	926B	C1	61-524	786	90-610	3503	670049	13/124-13/125	4362-4
4362-6	-	C5	61-554	1806	90-656	3515	-	13-604	4362-6
4371-4	928N	CP1	61-238/61-538	783	90-602/90-624	3506	670036/ 670085	-	4371-4
4371-6	940N	CP5	61-558	1807	90-658	3517	670060	-	4371-6
4372-4	929N	CP2	61-239/61-539	784	90-604/90-626	3507	670050	12-134/12-135	4372-4
4372-4A	945N	CP8	61-481	1810	-	3520	670061	12-610	4372-4A
4372-6	941N	CP6	61-559	1808	90-660	3518	670062	12-612	4372-6
4461-4	937B	C20	61-573	715	90-670	5142-12/5138-12	670039	13-234/13-235	4461-4
4461-6	-	C26	61-482	1835	-	3541	670072	13-536/13-537	4461-6
4462-4	938B	C21	61-574	716	90-672	5141-12/5139-12	670052	13-224/13-225	4462-4
4462-6	-	C25	61-483	1836	-	-	-	13-526/13-546	4462-6
4471-4	910N	CP21	61-578	727	90-674	5138-11	670032/ 670083	12-224/12-225	4471-4
4471-6	-	CP25	61-484	733	-	5263-11	-	12-226	4471-6
4472-4	911N	CP20	61-579	728	90-676	5139-11	670047	12-234/12-235	4472-4
4472-6	-	CP26	61-485	732	-	-	-	-	4472-6
4561-4	918B	C38	61-526	775	90-612	3526	670034	13-334/13-335	4561-4
4562-4	-	C37	-	776	-	-	-	-	4562-4
4571-4	914N	CP37	61-528	777	90-618	3529	670033/ 670084	12-324/12-325	4571-4
4572-4	916N	CP38	61-529	778	90-620	3530	670048	12-334/12-335	4572-4

* Brass pin

Airline Products

Quick Disconnect Couplers and Plugs

Quick disconnect couplers are the fastest and most efficient way of joining pneumatic and fluid transfer lines. Although there are differences in outward appearance of couplers, nearly all quick disconnect couplers work on the same principle.

- Hardened balls or pins engage a groove in the coupler plug to hold it securely against a soft seal while permitting the assembly to swivel, thereby preventing kinking or twisting of hoses.
- A sliding sleeve releases the locking balls when retracted, permitting the plug to be inserted or removed. The sleeve automatically returns to the locked position when released.
- An automatic shutoff valve in the coupler seals instantly upon uncoupling, eliminating the need for a separate shut-off.



DISCONNECTED



CONNECTED



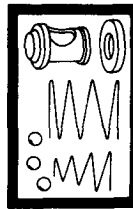
CORONET SNAP ON COUPLER SET PART NO. 4160

Packed 1 set per box, 10 sets per master. Solid brass body with hardened steel pin (1/4 female body and 1/4 male adapter).

Consists of:
1-4161-4
1-4171-4

COUPLER REPAIR KIT

Coupler repair kits containing seal, balls, sleeve spring, valve and valve spring are available for all Coronet couplers. Replacement seals are also available separately.



Coupler Style	Washer Only	Complete Repair Kit
All 1/4" Series	4812	4140
All 3/8" Series	4860	4150

Washers packed 5 per package. Repair kits packed 1 per box.

Part No.	Pipe Thread	Flow I.D.
----------	-------------	-----------

SOLID BRASS COUPLERS WITH STEEL PINS



4161-4

Coupler Bodies		
Part No.	Pipe Thread	Flow I.D.
4161-4	1/4 NPT female	1/4
4162-4	1/4 NPT male	1/4



4162-4



4171-4

Part No.	Pipe Thread	Flow I.D.
----------	-------------	-----------

Pins

4171-4	1/4 NPT male	1/4
4172-4	1/4 NPT female	1/4



4172-4

SOLID BRASS COUPLERS AND PINS

Interchanges with Tru-Flate



4261-4

4261-4	1/4 NPT female	1/4
4262-4	1/4 NPT Male	1/4



4262-4

All coupler bodies packed 5 per box.



4271-4

4271-4	1/4 NPT female	1/4
4272-4	1/4 NPT male	1/4



4272-4

4272-4	1/4 NPT male	1/4
--------	--------------	-----

All pins packed 10 per box.

Quick Disconnect Couplers and Plugs

Part No.	Pipe Thread	Flow I.D.
----------	-------------	-----------

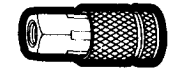
Part No.	Pipe Thread	Flow I.D.
----------	-------------	-----------

STEEL COUPLERS AND PINS

Coupler Bodies

Pins

Interchanges with Tru-Flate

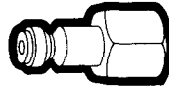


4361-4

4361-4

1/4 FPT

1/4

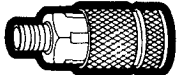


4372-4

4372-4

1/4 FPT

1/4



4362-4

4362-4

1/4 MPT

1/4

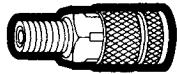


4371-4

4371-4

1/4 MPT

1/4



4362-6

4362-6

3/8 MPT

3/8

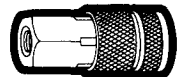


4371-6

4371-6

3/8 MPT

3/8



4361-4A

4361-4A

1/4 FPT

3/8

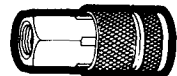


4372-4A

4372-4A

1/4 FPT

3/8



4361-6

4361-6

3/8 FPT

3/8



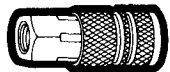
4372-6

4372-6

3/8 FPT

3/8

Interchanges with Hansen, Foster, ARO Hi-Lo, Milton.

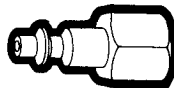


4461-4

4461-4

1/4 FPT

1/4

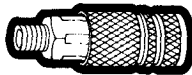


4472-4

4472-4

1/4 FPT

1/4

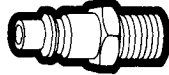


4462-4

4462-4

1/4 MPT

1/4

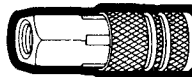


4471-4

4471-4

1/4 MPT

1/4

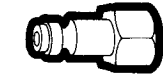


4461-6

4461-6

3/8 FPT

3/8

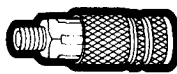


4472-6

4472-6

3/8 FPT

3/8



4462-6

4462-6

3/8 MPT

3/8



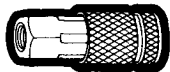
4471-6

4471-6

3/8 MPT

3/8

Interchanges with ARO Speed Series.

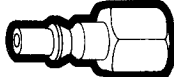


4561-4

4561-4

1/4 FPT

1/4

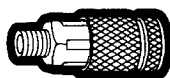


4572-4

4572-4

1/4 FPT

1/4



4562-4

4562-4

1/4 MPT

1/4



4571-4

4571-4

1/4 MPT

1/4

All coupler bodies packed 5 per box.

All pins packed 10 per box.

Air Chucks

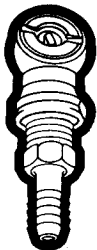
Coronet air chucks are the finest built and completely airtight. Chucks can be used on all types of wheels. Large air passage permits maximum flow of air. Chucks take all standard parts. All self sealing.



4800

BALL FOOT - FEMALE PIPE

Part No.	Hose I.D.	Pipe Thread	Std.Pckg. Quantity
4800		1/4	10



4801

BALL FOOT WITH HOSE BARB

4801-4	1/4	5
4801-5	5/16	5
4801-6	3/8	5



4802

BALL FOOT - MALE PIPE

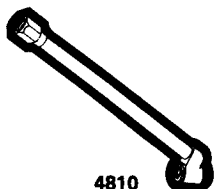
4802	1/4	5
------	-----	---



4803

BALL FOOT - FEMALE PIPE WITH CLIP

4803	1/4	5
------	-----	---



4810

DUAL FOOT EXTENSION CHUCK - FEMALE

4810	1/4	5
------	-----	---

LOCK-ON CLOSED CHECK FOR DIRECT AIR LINE USE ONLY



4820

Part No.	Pipe Thread	Std.Pckg. Quantity
4820	1/4	5



4830

STRAIGHT PUSH ON FEMALE

4830	1/4	5
------	-----	---



4835

AIR CHUCK CLIP PART NO. 4835

Packed 5 per box.
Firmly holds chuck onto valve while inflating tire.



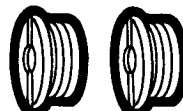
4811

REPLACEMENT KIT FOR 4800 - 4801 - 4802 KIT NO. 4811

Packed one per box.
Each kit contains:

- 1 - No. 4812 air chuck rubber washer
- 1 - No. 4813 air chuck deflator
- 1 - No. 4814 air chuck screw nut

Item No. 4812 - 4813 - 4814 can be ordered separately.




4840

REPLACEMENT KIT FOR DUAL FOOT EXTENSION CHUCK KIT NO. 4840

Packed one per box.
Each kit contains:

- 2 - air chuck rubber washer
- 2 - air chuck deflator
- 2 - air chuck screw nut

Air Blow Guns and Accessories

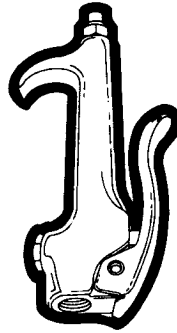


SAFETY BLOW GUN PART NO. 4780

Packed one per box.
Coronet's safety blow gun is an all purpose unit. The molded body fits the hand properly and incorporates a hang-up hook. U-cup packing is self-adjusting - will never leak or wear out. Plated steel control lever is riveted to body - cannot loosen.

Unit is equipped with a safety by-pass which prevents build up of tip pressure in the event the blow gun tip is obstructed or dead ended. Blow gun complies with OSHA requirements.

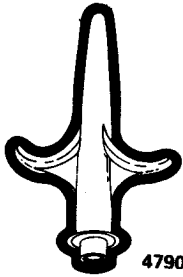
4780



CONVENTIONAL BLOW GUN PART NO. 4785

Packed one per box.
Same gun as 4780 but does not have a safety by-pass provision to prevent build-up of tip pressure in the event of tip blockage. This unit is used for cleaning purposes only if the air supply (inlet pressure) has been reduced to 30 psi or less.

4785



AIR CHUCK BLOW GUN PART NO. 4790

Packed one per box.
When pressed against air chuck it blows a fine stream of air.

4790



RUBBER TIP (FOR NO. 4785 BLOW GUN) PART NO. 4796

Packed one per box.
Provides leakproof seal between gun and fluid line or other openings.

4796

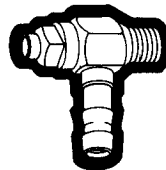


EXTENSION TIPS (FOR NO. 4785 BLOW GUN) PART NO. 4795

Converts Coronet 4785 blow gun to safety blow gun. Extensions fit most competitive makes.

Product No.	Length	Std. Pckg. Quantity
4795-3	3"	1
4795-6	6"	1
4795-12	12"	1

4795




SIPHON TIP PART NO. 4797

Packed one per box.
Converts any blow gun to a siphon spray gun for spraying air-liquid mixture. Used on Coronet's 4785 air blow gun.

4797

Air Hose Assemblies



AIR HOSE

Heavy duty 2-ply construction. Withstands 200 lbs. working pressure. 1/4 I.D. by 5/8 O.D. 1/4 male pipe on each end. Available in 25 and 50 ft. lengths.

Part No. 2010 - 25 ft. length
Part No. 2013 - 50 ft. length



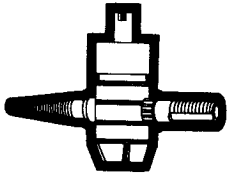
HOSE ASSEMBLY FOR GAUGE ENDS PART NO. 2016

Packed 5 per carton.
15 inches long with 1/4 male pipe ends.

2016

Tire Tools and Accessories

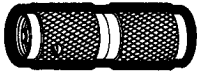
REPAIR TOOLS



4910

4-WAY TIRE VALVE REPAIR TOOL PART NO. 4910

Packed 5 per box.
Repairs and reconditions inside and outside
valve threads; inserts and removes cores.



4911

TUBE DEFLATOR AND CORE REMOVER PART NO. 4911

Packed 5 per box.
Deflates tires with core still in place. Also
removes cores.



4958

VALVE FISHING TOOL PART ON. 4958

Packed 5 per box.
Holds valve and tube in position while tube is
being mounted. Screws on valve stem. Handle
has core remover and tube deflator. Made
from strong flexible steel cable.

TIRE VALVE CAPS



4913

DOME CAP PART NO. 4913

Packed 50 per box.
Cap with long skirt for rubber covered valves,
seals onto rubber valve.



4915

SLOTTED SCREW-DRIVER CAP PART NO. 4915

Packed 50 per box.
Cap with slotted top for removing and
inserting valve core.



4916

PLASTIC VALVE CAP PART NO. 4916

Packed 50 per box.

VALVE CORES



4920

Fits all standard tire valves. Exceeds or
meets all federal and OEM specifications.

STANDARD VALVE CORE PART NO. 4920

Packed 100 per box.



4921

LONG STYLE VALVE CORE PART NO. 4921

Packed 100 per box.

TANK VALVES

For tanks, compressors and pneumatic
devices. Permits inflation, deflation and
pressure testing similar to tire valve
treatment. Has standard tire valve core
plus short brass cap.



493-2

PART NO. 493-2

Packed 10 per box.
1/8 male pipe thread. Permits valve to
protrude full length.



494-2

PART NO. 494-2

Packed 10 per box.
1/8 male pipe thread. Allows minimum
protrusion of valves.

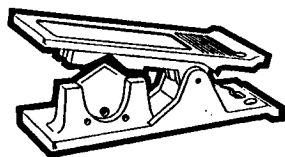


494-4

PART NO. 494-4

Packed 10 per box.
1/4 male pipe thread. Allows minimum
protrusion of valve.


Tube Tools



TUBE CUTTER PART NO. 779

This plastic pocket-size tubing cutter will cut soft tubing up to 3/4 O.D.

Packed one per box.



PART NO. 770

This wide range flaring tool flares copper, brass, aluminum and Coronet steel tubing to make S.A.E. flared joints, without cracking or splitting.

TOOL WILL FLARE SEVEN SIZES OF TUBES:
3/16, 1/4, 5/16, 3/8, 7/16, 1/2, 5/8.

REPLACEMENT YOKE ASSEMBLY
PART NO. 770-Y

Packed one per box.



DOUBLE FLARING TOOL SET PART NO. 771

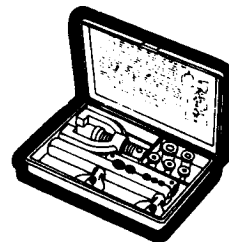
Designed to double flare soft tubing (.040 wall thickness). The hardened Bar Assembly with five threaded dies (3/16, 1/4, 5/16, 3/8 and 1/2) also single flares soft copper, aluminum and brass tubing 45°. The Yoke Compressor is made of heat treated steel forging. The Swivel is made from an alloy steel and hard chrome flashed.

The complete tool is packed in a heavy-duty polypropylene box.

REPLACEMENT PARTS:

Part No.	Description
771-3	3/16 flaring adapter
771-4	1/4 flaring adapter
771-5	5/16 flaring adapter
771-6	3/8 flaring adapter
771-8	1/2 flaring adapter
771-Y	yoke assembly

Packed one per box



DOUBLE FLARING METRIC TUBE TOOL SET PART NO. 775

Designed to double flare metric size tubing. This tool will withstand pressure that is necessary to double flare tubing up to 1 mm wall thickness.

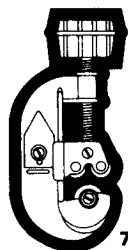
The sizes most used are incorporated in this tool: 4.75 mm, 5 mm, 6 mm, 8 mm, and 10 mm. This tool can also be used as a single flaring tool.

The complete tool is packed in a heavy-duty polypropylene box.

REPLACEMENT PARTS:

Part No.	Description
775-4	4.75 mm flaring adapter
775-5	5 mm flaring adapter
775-6	6 mm flaring adapter
775-8	8 mm flaring adapter
775-10	10 mm flaring adapter
775-Y	yolk assembly

Packed one per box



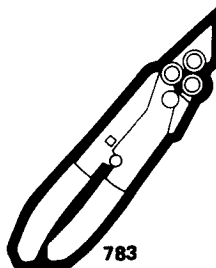
780

TUBE CUTTER PART NO. 780

Cuts copper, brass, aluminum, steel and lead tubes from 1/8" to 1". Body and vise made of Zamac Die Cast. Hardened rollers make a perfect cut, leaving no chips, nor does it flatten the tube. Handy spring reamer blade is attached.

Packed one per box.

No. 780C Cutter Wheel ONLY




783

3 WAY TUBING CUTTER PART NO. 783

Tube cutter cuts steel, aluminum, copper, brass, plastic and thin wall tubing from 3/16 to 5/8 O.D. Performs 3 essential functions quickly and easily.

Packed one per box.




781

TUBE BENDERS (Spring Type)

Developed for bending tubing quickly and easily to any desired shape without collapsing the tube. Made of spring wire in 5 sizes.

Part No.	Size	Std. Pckg. Quantity
781-4	1/4	1
781-5	5/16	1
781-6	3/8	1
781-8	1/2	1
781-10	5/8	1

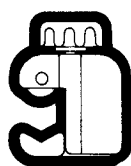


784

TUBE BENDER PART NO. 784

Durable, non-corroding, polished zinc die casting. Tube bender will bend tubing of up to 5/16 diameter to 360°.

Packed one per box.



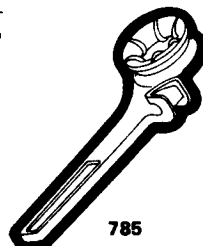
782

MIDGET TUBE CUTTER PART NO. 782

Cuts 1/8" through 5/8" O.D. Tubing Handy in tight places.

Overall length closed 2"
Overall length open 2 1/8"

Packed one per box.




785

HEAVY DUTY TUBE BENDER PART NO. 785

Bends thin wall tubing from 1/8 up to 1/2 diameter to 360°. Durable, non-corroding zinc die cast construction.

Automotive Tubing and Hose

PUSH-ON HOSE



Designed for low pressure automotive and industrial applications. (Hose clamps are not required.)

Use: For assembly of low pressure fuel and oil lines, vacuum gauge lines, air lines and other uses where application will not exceed working pressures over 250 psi.

SPECIFICATIONS

Inner Tube: Synthetic rubber compounded to resist the deteriorating effects of gasoline, oil, diesel fuel, air, water, grease, kerosene, and common hydraulic fluids.

Reinforcement: One ply of braided fiber reinforcing material.

Outer Cover: 330-4, 330-6, 330-8, tough cotton jacket treated with graphite making it resistant to oil, gasoline, vibration, heat or cold. 430-4, 430-5, 430-6, and 430-8; a rubber cover provides additional resistance to abrasion.

Temperature: Hose remains flexible and operative at temperatures ranging from -40°F to +250°F except air with a 160°F maximum.

Assembly Instructions: Cut hose to correct length. For determining correct length, subtract "cut-off factor" for each end from overall length. Lubricate hose and end for easy assembly. Push hose on fitting until seated under protective cap.

Disassembly Instructions: Slit hose from protective cap to end of push-on insert. Bend hose and remove with quick jerk.

FUEL LINE HOSE

A fast economical way for replacing fuel lines, oil lines, vacuum lines, windshield washer hoses, transmission cooler hoses, power steering return lines, and many other low pressure hose applications.

Hose is gas resistant, soft and pliable so that it can be easily pushed over barb fittings, and be held securely by spring clamp or screw type clamp.

Working pressure up to 25 P.S.I. Burst pressure 175 P.S.I.

See fuel line fittings on page 26



RUBBER COVER HOSE

Part No.	Hose I.D.	Hose O.D.	Min. Blend Radli Ins.	Std. Pckg. Quantity
430-4	1/4	1/2	3	25 ft.
430-5	5/16	9/16	3	25 ft.
430-6	3/8	5/8	3	25 ft.
430-8	1/2	3/4	5	25 ft.

Maximum working pressure is 250 p.s.i.
Minimum burst pressure is 1000 p.s.i.

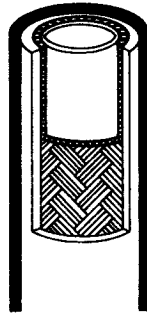


COTTON COVER HOSE

330-4	1/4	1/2	3	25 ft.
330-6	3/8	5/8	3	25 ft.
330-8	1/2	3/4	5	25 ft.

Maximum working pressure is 250 p.s.i.
Minimum burst pressure is 1000 p.s.i.

See push-on hose fittings on pages 26-7



230-2,5	5/32	50 ft.
230-3,5	7/32	50 ft.
230-4	1/4	25 ft.
230-5	5/16	25 ft.
230-6	3/8	25 ft.
230-8	1/2	25 ft.
230-10	5/8	25 ft.

Fractional horsepower tubing only.

233-3	3/16	25 ft.
233-4	1/4	25 ft.

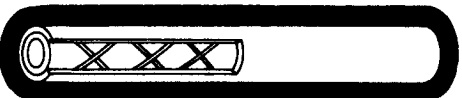
AIR BRAKE NYLON TUBING

Designed for air brake systems, air control and gauge lines.



SAE J844 Type 3A

Single Wall Extruded Nylon (1/8" and 1/4" size)



SAE J844 Type 3B

Extruded Nylon Inner Tube. One layer of open ply nylon fiber reinforcement and a nylon outer cover. (3/8", 1/2", 5/8" and 3/4" size)

Part No.	O.D. Tube	Wall Thickness	Min. Burst Pressure (at 75°F) PSI	Min. Blend Radius	
634-2	1/8	.023	1000	3/8	100 ft.
634-4	1/4	.040	1200	1	100 ft.
634-6	3/8	.062	1400	1-1/2	100 ft.
634-8	1/2	.062	950	2	100 ft.
634-10	5/8	.092	900	2-1/2	100 ft.
634-12	3/4	.092	800	3	100 ft.

NYLON TUBING FOR 5/32 COLLET FITTINGS

Part No.	Color	Hose I.D.	
635-2.5BK	Black	5/32	50 ft.
635-2.5BL	Blue	5/32	50 ft.
635-2.5GN	Green	5/32	50 ft.
635-2.5RD	Red	5/32	50 ft.
635-2.5RN	Orange	5/32	50 ft.
635-2.5YW	Yellow	5/32	50 ft.

See air brake nylon tubing fittings on pages 11, 42-46

See collet fittings on page 46

Automotive Tubing and Hose

AIR BRAKE HOSE

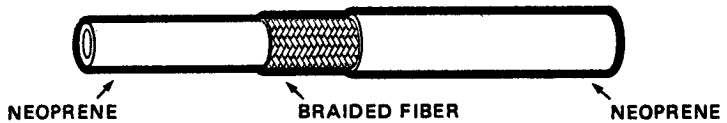
Specifications: Penn State approved.

SAE 40R2 Type B (DOT FMVSS 571.106A1)

Construction: Neoprene inner tube and cover.


One ply braided fiber reinforcing material over inner wall. Temperature range from -40°F. to 250°F. Maximum air temperature approximately 160°F.

Used with: Reusable coupling series 368 and 378.



Part No.	Hose I.D.	Std. Pckg. Quantity
H360-6	3/8	250' rolls

See reusable hose ends on page 39



CLEAR VINYL TUBING

Clear soft pliable tubing for nearly any low pressure laboratory, industrial, agricultural application. Provides excellent resistance to alcohols, anti-freeze, strong mineral acids, alkalis. Good oil resistance. Temperature range -5°F to 105°F.

Part No.	O.D. (Inches)	I.D. (Inches)	Wall Thickness	Working Pressure	Std. Pckg. Feet
				P.S.I. at 70°	
325-4	1/4	1/8	1/16	65	100
325-5	5/16	3/16	1/16	55	100
325-6	3/8	1/4	1/16	55	100
325-8	1/2	3/8	1/16	40	100
325-10	5/8	1/2	1/16	35	100
325-12	3/4	1/2	1/8	15	100
325-16	1	3/4	1/8	35	100

NYLON TUBING

Milky colored semi-rigid tubing used in agriculture, food processing and laboratories. Provides good chemical resistance to aliphatics, ammonia, ammonium hydroxide, benzene and other substances. Temperature ranges -60°F to 180°F. Max. working pressure P.S.I. at 70°F is 333. Min. burst pressure P.S.I. at 70°F is 1000.

Part No.	O.D. (Inches)	I.D. (Inches)	Wall Thickness	Working Pressure	Std. Pckg. Feet
				P.S.I. at 70°	
335-2	1/8	.096	.015	3/4	50
335-3	3/16	.142	.023	1-1/2	50
335-4	1/4	.190	.030	2-1/2	50
335-5	5/16	.242	.036	3	50
335-6	3/8	.295	.040	3-1/2	50

POLYETHYLENE TUBING

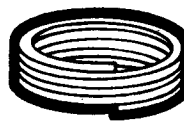
Natural colored, flexible, low density tubing. Used in industrial and agricultural applications. Good chemical resistance to alkalis, dilute acid, ammonia gas or liquid. Temperature range -40°F to 135°F.

Part No.	O.D. (Inches)	I.D. (Inches)	Wall Thickness	Working Pressure	Bursting Pressure	Std. Pckg. Feet
				P.S.I. at 70°	P.S.I. at 70°	
340-4	1/4	.170	.040	150	400	100
340-5	5/16	.233	1/16	130	480	100
340-6	3/8	1/4	1/16	125	400	100
340-8	1/2	3/8	1/16	100	300	100

See fittings for plastic tube on pages 15, 32-35

AUTOMOTIVE COPPER TUBING

Seamless, soft, bright, annealed - used for gas, oil, water, etc. - easy to work with.

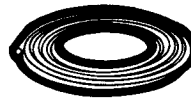


310

Part No.	O.D. Tube	Wall Thk.	Std. Pckg. Feet
310-2	1/8	.030	25
310-3	3/16	.030	25
310-4	1/4	.030	25
310-5	5/16	.032	25
310-6	3/8	.032	25
310-8	1/2	.032	25
310-10	5/8	.035	25
310-12	3/4	.035	25

AIR BRAKE COPPER TUBING

Heavy duty soft copper tubing. Specifically for use in air brake systems for trucks and off the road vehicles.



315

Part No.	O.D. Tube	Wall Thk.	Std. Pckg. Feet
315-4	1/4	.035	50
315-5	5/16	.042	50
315-6	3/8	.049	50
315-8	1/2	.049	50
315-10	5/8	.049	50
315-12	3/4	.049	50

See air brake copper tube fittings on pages 11, 40-1

FUSION WELD STEEL TUBING

A pressure resistant steel tube offering a more economical means of installing many hydraulic systems in automotive and truck applications. Its superior strength makes it readily adaptable to the many applications requiring leak-proof pressure resistant systems is tin coated and seamless. Meets all S.A.E. and manufacturers requirements.




320

Part No.	O.D. Tube	Wall Thk.	Std. Pckg. Feet
320-3	3/16	.028	25
320-4	1/4	.028	25
320-5	5/16	.028	25
320-6	3/8	.028	25

See brake lines and fittings on pages 4, 9, 79, 80

Flexible Fuel/Oil Line Assemblies



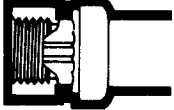
For gas-grease-oil-vacuum.



Hose

Specifications:

Two layers of tough oil-resistant thermo-plastic rubber, with a layer of braided textile between them, result in a three-ply hose safe against vibration, oil, gasoline, vacuum, grease, heat, or cold. It cannot swell or kink shut.



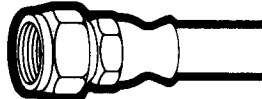
Fittings

Fittings made of the highest quality extruded brass rod and conform with all standard specifications, assuring most accurate cut threads, perfectly ground seats.



Flaring

Fittings used with inverted flare nuts or S.A.E. flare nuts are annealed to a soft temper, which will form a strong, perfect and crackproof flare.



Crimping

The fittings are swaged to the hose with an eight section crimping die, forming a perfect LEAK-PROOF seal around the hose.

Oil Filter Lines

FACTORY ASSEMBLED OIL FILTER LINES TO SPECIFIED LENGTHS

With oil filter line types (A-AA-C-F-G) listed below, any oil filter line installation can be made.



Type A

1/4" tube inverted swivel nut x 1/8" male pipe thread.



Type AA

1/4" tube inverted swivel nut both ends.



Type C

1/4" tube S.A.E. flare swivel nut x 1/8" male pipe thread.



Type F

5/16" tube S.A.E. flare swivel nut both ends.



Type G

1/4" tube double compression swivel nut x 1/8" male pipe thread.

Oil filter lines for types listed available in following lengths:

Part No.	Length Overall	Part No.	Length Overall
NL7	7"	NL20	20"
NL8	8"	NL21	21"
NL9	9"	NL22	22"
NL10	10"	NL24	24"
NL11	11"	NL26	26"
NL12	12"	NL28	28"
NL13	13"	NL30	30"
NL14	14"	NL32	32"
NL15	15"	NL34	34"
NL16	16"	NL36	36"
NL17	17"	NL38	38"
NL18	18"	NL40	40"
NL19	19"		

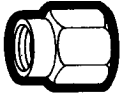
Std. Pckg. Quantity for all oil lines: 5
If type "F" is wanted with 1/8" male pipe thread use S.A.E. Connector No. 48-52.

HOW TO ORDER

Indicate Part No. first which shows length of line wanted and then add letter type (A-AA-C-F or G) to show type of line wanted.
Example: NL7 A
(length wanted) (type wanted)
Order part No. NL7A

Oil Filter Line Adapters


Adapters 1/4" Inverted Male – Use with type "A" Lines.



Purolator Type

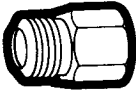
Part No.	Inv.FI. O.D. Tube	S.A.E. O.D. Tube	Std.Pckg. Quantity
1F	1/4	3/16	5
3F	1/4	1/4	5

Adapters 1/4" SAE Female – Use with type "C" Lines



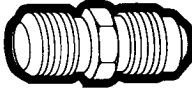
Purolator Type

Part No.	S.A.E. Tube Male	S.A.E. Tube Female	Std.Pckg. Quantity
9F	1/4	3/16	5



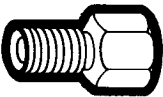
AC Type

Part No.	Inv.FI. O.D. Tube	Fem. Male Double Comp.	Std.Pckg. Quantity
2F	1/4	1/4	5



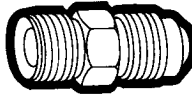
AC Type

Part No.	S.A.E. Tube Male	D. Comp. Tube	Std.Pckg. Quantity
8F	1/4	1/4	5



Fram Type

Part No.	Inv.FI. O.D. Tube	Inv.FI. O.D. Tube	Std.Pckg. Quantity
4F	1/4	3/16	5



Fram Type

Part No.	S.A.E. Tube	Inv.FI. Tube	Std.Pckg. Quantity
7F (Use No. 4205-44)	1/4	1/4	5

For elbows and tees to adapt 1/8 pipe thread ends, refer to pipe fittings pages 21, 22, 23

Oil & Fuel Lines—Numerical Listing

Part No.	Use	*Make up Group	Year	Car
N1001	Oil	2	1931-55	Chrysler Cars
			1944-47	Dodge Truck
			1940-42	Dodge Truck Military
N1009	Gas	●	1932-47	Ford 8 Cyl. Ford Truck V8
			1940-47	Ford 6 Cyl.
			1940-42	Ford Military Except GP
			1936-47	Lincoln
			1939-48	Mercury
N1030	Gas	4	1946-54	Willys CJ2A-3A
			1952-55	Willys Pass. Car Jeep 6 Cyl. F Head Station Wagon
N1042	Oil	4	1940-42	Dodge Truck Military
N1043	Gas	4	1937-54	Dodge Truck
			1937-57	Plymouth Truck
N1056	Gas	4	1954	Dodge D52
			1940-49	Dodge Truck
N1078	Gas	4	1942-55	Chevrolet Truck
			1949-54	Chrysler & DeSoto
			1949-53;	
			1955-56	Dodge
			1953	Dodge D44 D46
			1947-56	GMC Truck
			1955-57	Pontiac
N1079	Gas	5	1955-56	Chrysler-DeSoto & Chevrolet V8
			1954-57	Chevrolet Truck V8
			1953	Dodge D47 D48
			1948-56	Plymouth
N1080	Gas	4	1946-54	Willys CJ2A CJ3A
N1081	Gas	●		Ford Military Jeep
			1942	Willys Military Jeep MB
N1082	Gas	●	1948-50	Ford 6 & 8 Cyl.
			1948-51	Ford Truck 6 Cyl. F1 to F6
			1948	Lincoln
			1949-50	Mercury

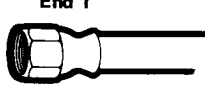

Part No.	Use	*Make up Group	Year	Car
N1089	Gas	4	1946-55	Willys - 463 - 473
N1090	Gas	2	1949-51	Lincoln
			1949-50	Nash 60, 1951 - Nash 10
			1955-56	Ford Truck, Chev Taxi 61
N1094	Oil	●	1949-57	Chrysler
			1951-57	DeSoto
			1955-57	Dodge All & Plymouth 8
N1203	Gas		1948-51	Ford Truck 8 Cyl. Except F7, F8
N1205	Gas	5	1951-57	Ford 6 & 8, Mercury
			1952-56	Ford Truck F7 F8 C750 C800 C900 F900
			1951-53	Ford Truck 6 & 8 Cyl.
			1954-56	Ford Truck 6 Cyl.
N1215	Gas	5	1956-57	Lincoln-Oldsmobile
N1216	Gas	5	1957	Oldsmobile ALL
N1223	Gas	●	1959-64	Ford Cars
N1224	Gas	4	1952-62	Willys Jeep
N1303	Gas		1960	Chevrolet Ser. 60 thru 80 Except LCF SBC
N1304	Gas	5	1954	Ford Truck
N1305	Gas	2	1954-56	Chevrolet Truck 6 Cyl.
			1955-56	GMC Truck 6 Cyl.
N1486	Oil	8		Ford Military Jeep Filter
			1946-49	Willys Civilian Jeep Filter
N1487	Oil	8		Ford Military Jeep Filter
			1946-49	Willys Civilian Jeep Filter
			1942-45	Willys Military M.B.
NBL1	Gas	9	ALL	Buick Universal (Hose only)
NBL10	Gas	9	ALL	Buick Universal

*Make Up Group Information see page 66

● Factory Assembled ONLY

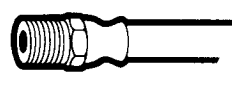
Flexible Fuel and Oil Line Make-up Information

USING PUSH-ON FITTINGS and PUSH-ON HOSE — SEE PAGES 39 and 46

End 1  End 2  Inverted Female Both Ends

Group 2

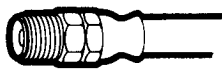
Part No.	Overall Length	Cut Hose	Ends	
			1	2
N1001	5-1/16"	4-1/4"	P200-43	P200-43
N1090	9"	8-1/4"	P200-45	P200-45

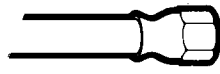
 S. A. E. Swivel Nut

Malepipe

Group 7


Part No.	Overall Length	Cut Hose	Ends	
			1	2
TYPE C - OIL LINES CUT TO LENGTH			P112-42	P41-44

 Inverted Swivel Nut

 Inverted Female Body


Group 4

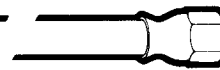
Part No.	Overall Length	Cut Hose	Ends	
			1	2
N1030	7-3/8"	6-3/8"	P105-44	P200-44
N1042	8"	7"	P105-44	P200-44
N1043	8-1/8"	7-1/8"	P105-45	P200-45
N1056	11-3/8"	10-3/8"	P105-45	P200-45
N1078	7"	6"	P105-45	P200-45
N1080	5"	4"	P105-44	P200-44
N1089	10-3/4"	9-3/4"	P105-44	P200-44
N1224	7"	6"	P105-44	P200-44

 Inverted Swivel Nut Both Ends

Group 8

Part No.	Overall Length	Cut Hose	Ends	
			1	2
N1486	10"	8-3/4"	P105-44	P105-44
N1487	22"	20-3/4"	P105-44	P105-44
NL51	19"	17-3/4"	P105-44	P105-44
TYPE AA - OIL LINES CUT TO LENGTH			P105-44	P105-44

 Malepipe

 Inverted Female Body

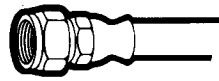
Group 5

Part No.	Overall Length	Cut Hose	Ends	
			1	2
N1079	6-3/4"	5-3/4"	P112-42	P200-45
N1205	8-7/8"	7-7/8"	P112-42	P200-45
N1215	9-3/8"	8-3/8"	P112-42	P200-45
N1216	9"	8"	P112-64	P200-66

Group 9

BUICK LINES


ALL BUICK LINES can be made by using 6 in. of Rubber with 5/16" Inverted Female Fittings each end, No. P200-45, together with 5/16 O.D. Copper Tubing each end flared over a 5/16 Inverted Nut (our 105-5). Length of Tubing as required.

 S.A.E. Swivel Nut Both Ends

Group 10

TYPE F - OIL LINES CUT TO LENGTH			P41-45	P41-45
-------------------------------------	--	--	--------	--------

Universal Oil Filter Line Kit




Just one oil filter line will allow you to make any oil filter line installation. Completely eliminates the problem of carrying a large inventory.

Each line individually bagged with change-over fitting. Packed one per bag.

Universal Line available in following lengths:

Part No.	Overall Length	Part No.	Overall Length	Part No.	Overall Length
BL7A	7"	BL16A	16"	BL26A	26"
BL8A	8"	BL17A	17"	BL28A	28"
BL9A	9"	BL18A	18"	BL30A	30"
BL10A	10"	BL19A	19"	BL32A	32"
BL11A	11"	BL20A	20"	BL34A	34"
BL12A	12"	BL21A	21"	BL36A	36"
BL13A	13"	BL22A	22"	BL38A	38"
BL14A	14"	BL24A	24"	BL40A	40"
BL15A	15"				



UNIVERSAL OIL FILTER LINE ASSORTMENT ASSORTMENT BL100

Contains 10 lines in 7 popular lengths. A fast moving stock to give you the most coverage. Replaces over 300 oil filter manufacturers' numbers.

Packed 10 kits per master carton.

Contents of assortment:

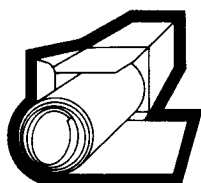
- 1 - BL10A
- 2 - BL15A
- 2 - BL19A
- 2 - BL21A
- 1 - BL24A
- 1 - BL28A
- 1 - BL34A

Brass Shim Stock

QUALITY SHIM BRASS-TEMPER 4 # HARD
UNIFORM THICKNESS – PRECISION GAUGED

6 IN. WIDE ROLLS

Part No.	Length Inches	Thickness Inches	Std. Pckg. Quantity
S 61	6 x 60	.001	1
S 62	6 x 60	.002	1
S 63	6 x 60	.003	1
S 64	6 x 60	.004	1
S 65	6 x 60	.005	1
S 68	6 x 60	.008	1
S 610	6 x 60	.010	1
S 615	6 x 60	.015	1
S 101	6 x 100	.001	1
S 102	6 x 100	.002	1
S 103	6 x 100	.003	1
S 104	6 x 100	.004	1
S 105	6 x 100	.005	1
S 108	6 x 100	.008	1
S 110	6 x 100	.010	1
S 115	6 x 100	.015	1



5 PIECE SHIM ASSORTMENTS

Part No.	Size	Quan. per Asst.	Thickness Inches
S 120	4" x 6"	1 pc.	.001
		1 pc.	.002
		1 pc.	.003
		1 pc.	.004
S 360	6" x 12"	1 pc.	.005
		1 pc.	.001
		1 pc.	.002
		1 pc.	.003
		1 pc.	.004



6 PIECE SHIM ASSORTMENTS

	Size	Quan. per Asst.	Thickness Inches
S 144	4" x 6"	2 pcs.	.001
		2 pcs.	.002
		2 pcs.	.003
S 432	6" x 12"	2 pcs.	.001
		2 pcs.	.002
		2 pcs.	.003



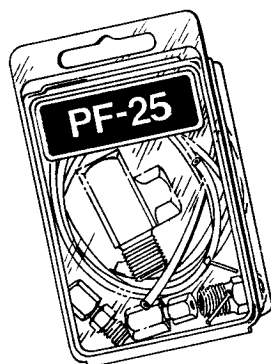
3 PIECE SHIM ASSORTMENTS

S 72	4" x 6"	1 pc.	.008
		1 pc.	.010
		1 pc.	.015
S 216	6" x 12"	1 pc.	.008
		1 pc.	.010
		1 pc.	.015



ALL ASSORTMENTS PACKAGED ONE PER ENVELOPE

Oil Pressure Gauge Installation Kit



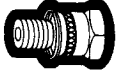
With Coronet's kits an oil pressure gauge can be installed in a matter of minutes on cars equipped with only a signal light. All the necessary fittings and nylon tubing are included in the kit.

Part No.	Application	Std. Pckg. Quantity
PF-24	Chevrolet (exc. 348 eng.) Buick – Oldsmobile – Pontiac – Chrysler Products American Motors	4
PF-25	Chevrolet (348 cu. in. eng.) Ford – Falcon – Comet – Lincoln – Thunderbird – Mercury – Cadillac – Studebaker – Packard	4
PF-26	Universal kit – fits all cars. No oil signal switch outlet.	4

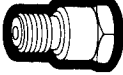
"Kant Foul" Spark Plug Adapters & Gaskets

SPARK PLUG ADAPTERS

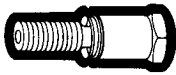
Install "Kant Foul" spark plug adapters with spark plugs in car and truck engines that are using an excessive amount of oil. This will prevent fouling of spark plugs and increase fire power. Packed with gaskets for complete installation.



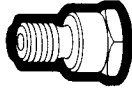
KF14



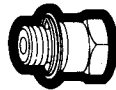
KF14A



KF14L



KF18A



KF18

See Merchandise Cards on pages 9

Part No.	Fits	Std.Pckg. Quantity
KF14	14 mm spark plugs	12
KF14A*	14 mm tapered - 5/8" plug diameter	12
KF14L	14 mm long reach	10
KF18	18 mm spark plugs	10
KF18A*	18 mm tapered plugs	10

*Tapered plug seat - no gasket required.

GASKETS



PG18

	Used With	
PG14	14 mm (KF14-KF14L)	50
PG18	18 mm (KF18)	50

See "Kant Foul" merchandising cards on page 8

Heater Parts and Valves

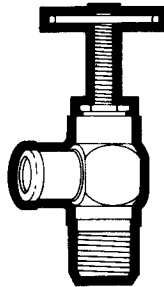
MANUAL VALVES



801

DRAIN COCK (BRASS)

Part No.	Hose I.D.	Pipe Thread	Std.Pckg. Quantity
801-2		1/8	5
801-4		1/4	5
801-6		3/8	5
801-8		1/2	5

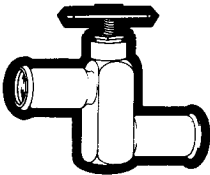


881

90° HOSE TO MALE PIPE (STEEL)

Part No.	Hose I.D.	Pipe Thread	Std.Pckg. Quantity
881S-66*	3/8	3/8	2
881S-106	5/8	3/8	2
881S-126	3/4	3/8	2

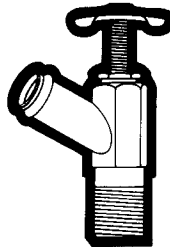
*This valve supplied in brass only.



880

IN-LINE HOSE TO HOSE (STEEL)

Part No.	Hose I.D.	Pipe Thread	Std.Pckg. Quantity
880-88	1/2" x 1/2"		2
880-1010	5/8" x 5/8"		2
880-1212	3/4" x 3/4"		2
880-1616	1" x 1"		2



885

45° HOSE TO MALE PIPE (STEEL)

885-106	5/8	3/8	2
---------	-----	-----	---

Heater Parts and Valves

ADAPTERS—NIPPLES—CONNECTORS



S110

BUSHING (STEEL ONLY)

Part No.	Hose I.D.	Male P.T.	Std.Pckg. Quantity
S110-86		1/2 x 3/8	5



1712

HOSE TO PIPE NIPPLE — HEX FLATS

1712-86	1/2	3/8	5
1712-104	5/8	1/4	5
1712-106	5/8	3/8	5
1712-108	5/8	1/2	5
1712-126	3/4	3/8	5
1712-128	3/4	1/2	5
1712-166	1	3/8	2
1712-168	1	1/2	2
1712-1612	1	3/4	2



1713

HOSE TO PIPE NIPPLE — SLOTTED HEAD

1713-106	5/8	3/8	5
1713-108	5/8	1/2	5



1714

LONG NIPPLE — HEX FLATS — HOSE TO PIPE

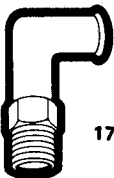
1714-106	5/8	3/8	5
1714-108	5/8	1/2	5
1714-128	3/4	1/2	5



1715

HEX NIPPLE — RESTRICTED FLOW — HOSE TO PIPE

1715-106	5/8	3/8	5
----------	-----	-----	---



1716

90° HOSE CONNECTOR — HOSE TO PIPE

1716-106	5/8	3/8	5
1716-108	5/8	1/2	5
1716-126	3/4	3/8	5
1716-128	3/4	1/2	5



1717

45° HOSE CONNECTOR

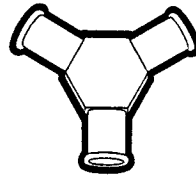
Part No.	Hose I.D.	Male P.T.	Std.Pckg. Quantity
1717-106	5/8	3/8	5
1717-128	3/4	1/2	5



1718

T SPLICER

1718-10	5/8	5
1718-12	3/4	5



1719

Y CONNECTOR

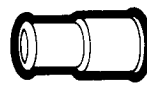
1719-10	5/8	5
1719-12	3/4	5



1720

HOSE SPLICER


1720-8	1/2	5
1720-10	5/8	5
1720-12	3/4	5



1721

REDUCING HOSE SPLICER

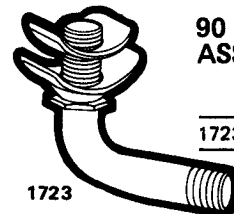
1721-108	5/8 x 1/2	5
1721-1210	3/4 x 5/8	5
1721-1612	1 x 3/4	5



1722

HEATER HOSE CONNECTION ASSEMBLY

1722-106	5/8	5
----------	-----	---



1723

90 DEGREE HOSE CONNECTION ASSEMBLY

1723	5/8	5
------	-----	---

Lubrication Hoses and Accessories



6400

LUBRICATION ADAPTER SET PART NO. 6400

Packed one per box.
A complete set of all adapters and connectors in one unit to lubricate vehicles where removable grease plugs or slotted screws are used instead of fittings. Comes complete with flexible hose and connector. For use with high pressure lubrication boosters or hand grease guns.

PLUG ADAPTER PART NO. 6453



6453

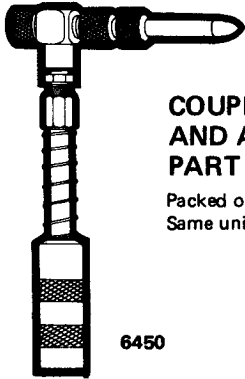
Packed 5 per box.
Used for greasing front suspension and steering linkage.

ECONOMY NEEDLE ADAPTER PART NO. 6454



6454

Packed 5 per box.
Offers an inexpensive way to lubricate universal joints and other pin-point lubrication.



6450

COUPLER CONNECTOR AND ADAPTER SET PART NO. 6450

Packed one per box.
Same unit as 6400 but without extension hose.

FILLER FITTING PART NO. 6456



6456


Packed 5 per box.
Used in grease gun head. Connects grease gun to bulk dispenser.



6451

SEAL-OFF ADAPTER PART NO. 6451

Packed 5 per box.
Rubber tipped adapter for front end greasing.



6460

HYDRAULIC COUPLER SLEEVE PART NO. 6460

Packed 5 per box.
Used to connect grease accessories to grease gun. 1/8 female pipe thread. Sliding sleeve locks coupler in place.



6452

NEEDLE POINT ADAPTER PART NO. 6452

Packed 5 per box.
Used for lubricating universal joints and general greasing of imported cars.



6470

GREASE INJECTOR NEEDLE ADAPTER PART NO. 6470

Packed 5 per box.
Designed for use in close places, especially universal joint fitting and metal covered springs where large end couplers cannot be used. Allows greasing of sealed bearings. Connects to all standard grease gun couplers.

Lubrication Hoses and Accessories

GREASE HOSE WHIPS



High pressure hoses can be used with any type hand lever gun and coupler.

Type "A": Single wire braid reinforced, neoprene hose, 3/16 I.D., 1/8 male pipe thread on both ends.

Type "B": Fiber braid reinforced nylon hose, 1/8 male pipe thread on both ends.

Part No.	Hose Type	Length (Inches)	Std. Pckg. Quantity
6508	A	8	5
6512	A	12	5
6518	A	18	5
6612	B	12	5
6618	B	18	5



UNIVERSAL JOINT ADAPTER (NEEDLE TYPE) PART NO. 6850

Packed 5 per box. Used for lubricating universal joints and bearings located in positions where lateral movement necessary for release of couplers is impossible.

6850

GREASE PIPE

1/8" M.P.T. both ends. Used on hand operated grease guns only. Off-set bent.



6700

Part No.	Length (Inches)	Std. Pckg. Quantity
6706	6	5
6712	12	5
6718	18	5

EXTENSION SLIP-OVER ADAPTER

Flexible hose makes hard-to-get-at fittings readily accessible. Locking sleeve connects adapter to grease gun coupler easily. Adapter is available in 3 lengths.

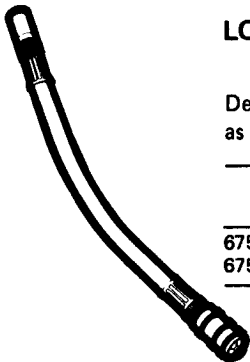


6900

Part No.	Length	Std. Pckg. Quantity
6908	8" flexible hose	1
6912	12" flexible hose	1
6918	18" flexible hose	1

LONG REACH ADAPTER

Designed to reach hard-to-get-at fittings as on clutch pedal shafts.



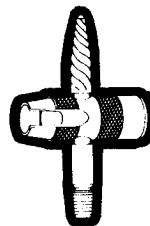
Part No.	Overall Length	Std. Pckg. Quantity
6750	15	5
6755	21	5

GREASE FITTING WRENCHES

Will remove or replace all types of grease fittings. Spiral end to remove broken fittings and a tap to re-thread stripped threads.

PART NO. 6957

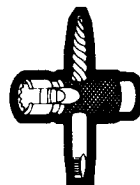
Packed 5 per box. For all grease fittings with 1/8 male pipe thread.



6957
(Old No. 117)

PART NO. 6959

Packed 5 per box. For all grease fittings with 1/4 male pipe thread.



6959
(Old No. 119)

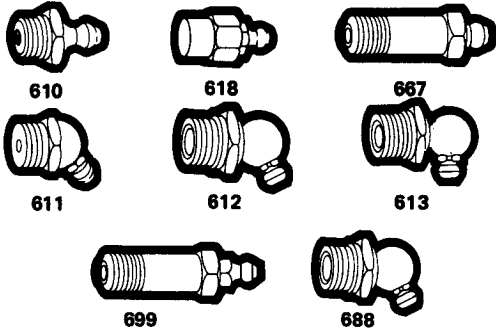
UNIVERSAL JOINT ADAPTER (PUSH-TYPE) PART NO. 6800

Packed 5 per box. Same application as No. 6850. Designed for lubricating recessed fittings.



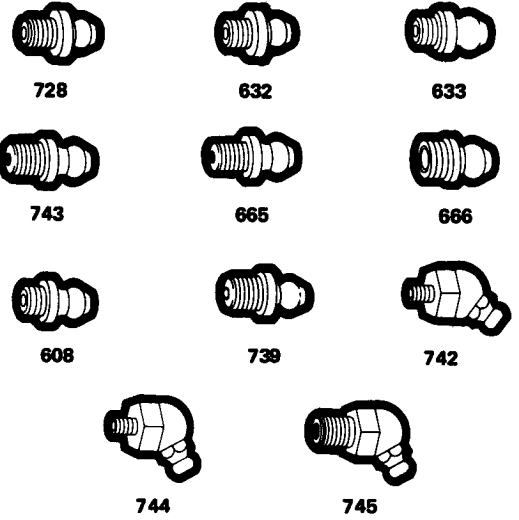
6800

Hydraulic Grease Fittings



1/8 IN. MALE PIPE THREAD FITTINGS

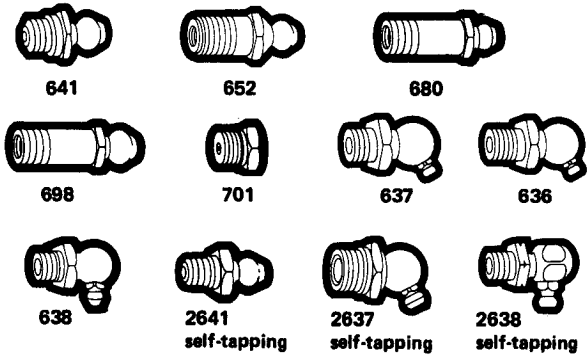
Coronet No.	Alemite	Lincoln	Superior	Description	Length (Inches)	Std. Pckg. Quantity
610	1610	5000	37500	straight	11/16	100
618	1618	5505	37503	straight F.P.T.	1	25
667	1607	5003		straight	1-1/4	25
611	1611	5100	37600	38° angle	1-1/16	50
612	1612	5300	37602	67° angle	27/32	50
613	1613	5400	37603	90° angle	13/16	50
699	1669	5007	37504	straight	1-3/4	25
688	1688	5200	37601	45° angle	1	50



DRIVE TYPE FITTINGS

Coronet No.	Alemite	Lincoln	Superior	Description	Length (Inches)	Std. Pckg. Quantity
728	1728	5033	37517	3/16 straight	37/64	100
●632	3006		37515	3/16 straight	31/64	100
●633	1633	5026	37527	3/16 straight	5/8	100
743	1743	5029	37520	1/4 straight	39/64	100
●665	321381	5044	37519	1/4 straight	37/64	100
●666	1699	5030	37522	5/16 straight	9/16	100
608	1608	5031	37521	5/16 straight	9/16	100
739		5036		3/8 straight	5/8	100
742	1992		37607	3/16 angle 45°	53/64	100
744	1646	5385	37606	3/16 angle 65°	49/64	50
745	1744	5318	37614	14 angle 65°	7/8	50

●No ball check.



1/4 IN. - 28 THREAD FITTINGS

Coronet No.	Alemite	Lincoln	Superior	Description	Length (Inches)	Std. Pckg. Quantity
641	1641	5010	37506	straight	17/32	100
652	1652	5013	37507	straight	45/64	100
680	1680	5014		straight	15/16	100
698	1698	5017	37508	straight	1-1/16	100
701				plug		100
637	1637	5210	37608	45° angle	7/8	100
636	1636	5212	37609	45° angle	1	100
638	1911	5410	37610	90° angle	47/64	100
2641*	3038	205010	37512	straight	17/32	100
2637*	3045	205210	37616	45° angle	7/8	50
2638*	3248	205410	37617	90° angle	47/64	50

*1/4" - 28 thread self tapping now needed on many parts of new cars. Can be threaded into .226 to .300 dia. hole. Cuts its own thread. Tan di-chromate finish.



1/4 IN. MALE PIPE

Coronet No.	Alemite	Lincoln	Superior	Description	Length (Inches)	Std. Pckg. Quantity
627	1627	5050	37511	straight	59/64	25
629	1629	5350	37615	67½° angle	1-1/16	25

See grease fitting assortments on pages 5, 6

Hydraulic Grease Fittings



616



617



206

MISCELLANEOUS FITTINGS

Coronet	Alemite	Lincoln	Description	Length (Inches)	Std. Pckg. Quantity
616	1711	5061	5/16"-24 st. thrd.	21/32	100
617	1710	5062	3/8"-24 st. thrd.	21/32	100
206			plastic cap		100

BUTTONHEAD FITTINGS



Part No.	Description	Std. Pckg. Quantity
669	1/8 PTF-5/8 Diameter Button (without Ball Check)	50
670	1/8 PTF-5/8 Diameter Button	50
671	1/4 PTF-5/8 Diameter Button	50
672	3/8 PTF-5/8 Diameter Button	50

See grease fitting assortments on pages 5, 6



3637



3638



3641



3610



3613



3688



3710



3737



3738

METRIC GREASE FITTINGS FOR FOREIGN CARS

Part No.	Description	Std. Pckg. Quantity
3637	6mm x 1.0 45° angle	50
3638	6mm x 1.0 90° angle	50
3641	6mm x 1.0 straight	100
3610	8mm x 1.0 straight	100
3613	8mm x 1.0 90° angle	50
3688	8mm x 1.0 45° angle	50
3710	10mm x 1.0 straight	50
3737	10mm x 1.0 45° angle	50
3738	10mm x 1.0 90° angle	50

Hydraulic Grease Fitting Couplers



6100

All couplers are made of nickel plated steel construction. For use with all types of hydraulic grease fittings.

HEAVY DUTY COUPLER PART NO. 6100

Packed 5 per box.
1/8 female pipe thread with ball check.
Will withstand 20,000 PSI.



6280

HEAVY DUTY SWIVEL COUPLER PART NO. 6280

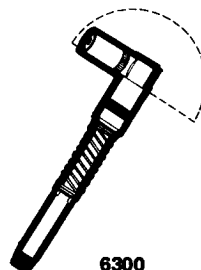
Packed 5 per box.
Swivels through 360°. Locks into many rigid positions. Couples directly to hydraulic grease fitting. One end tapped 1/8 N.P.T.



6250

MIDGET HYDRAULIC BALL CHECK COUPLER PART NO. 6250

Packed 5 per box.
1/8 Female pipe thread, wide angle seat — with ball check.



6300

SWIVEL COUPLER PART NO. 6300

Packed 5 per box.
Replaces grease pipe and coupler. For those hard-to-get-at fittings.

Oil Pan Drain Plugs and Gaskets

FIBER GASKETS FOR DRAIN PLUGS

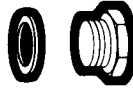


FG
Fiber
Gasket

Part No.	Fits Plug No.	Plug Size	Std. Pckg. Quantity
FG1	OP5	1/2 std.	25
FG2	OP6	5/8 std.	25
FG3	OP7-8-9	11/16 & 3/4 std.	25
FG4	OP11-12	7/8 std.	25
FG6A	OP6A	5/8 oversized	25
FG7A	OP7A	11/16 oversized	50
FG8A	OP8A	3/4 oversized	50
FG10A	OP10	1/2 oversized	50
FG10AA	OP10A/ OP10AA	1/2 double & triple oversized	50
FG11A	OP11A	7/8 oversized	50
FG52	OP52	1/2 std. (long)	25

STANDARD OIL PAN DRAIN PLUG

Made of steel.
Gasket supplied with plug.



Standard

Part No.	Thread Size	Std. Pckg. Quantity
OP2	1/2" pipe thread	10
OP5	1/2" dia.-20 thread	10
OP6	5/8" dia.-18 thread	10
OP7	11/16" dia.-16 thread	10
OP8	3/4" dia.-16 thread	10
OP9	3/4" dia.-24 thread	10
OP11	7/8" dia.-18 thread	10
OP12	7/8" dia.-16 thread	10

NYLON GASKETS FOR DRAIN PLUGS



GN
Nylon
Gasket

GN1	OP5	1/2 std.	50
GN2	OP6	5/8 std.	50
GN4	OP11 OP12	7/8 std.	50

STANDARD OIL PAN DRAIN PLUG WITH "EASY-START" TIP

Used in Ford & Chrysler vehicles where long reach plug is needed. Comes with gasket.

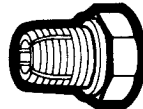


OP52

OP52	1/2-20 (long nose)	5
------	--------------------	---

OVERSIZED SELF TAPPING OIL PAN DRAIN PLUG

Gasket supplied with plug. Used to replace standard stripped plug or where standard plug is not available. Case hardened, plated. Each plug marked with size.



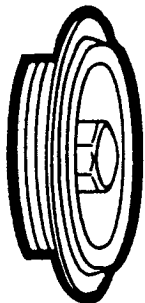
Oversized

Item Marked	Replaces Part Number	Quantity
OP6A	OP6	10
OP7A	OP7	10
OP8A	OP8/OP9	10
OP10	OP5	10
*OP10A	OP10	10
**OP10AA	OP10/OP10A	10
OP11A	OP11/OP12	5

*Used to replace stripped out OP10 self-tapping oversize plug.

**Used to replace Stripped out OP10 or OP10A self-tapping oversize plug.

OIL PAN PLUG PLATE AND GASKET



OP56

Description		
OP56	Plate & Gasket	2
OP56-B	Plate Only	2
RG56	Gasket Only	2

UNIVERSAL RUBBER DRAIN PLUGS

Fixes stripped threads in oil pans. Each plug packaged in a plastic bag with inserting tool and complete instructions



Plug Size	Description	Quantity
OPR6	5/8 inch Fits 5/8 inch hole only, will not fit 1/2 inch hole	5
OPR10	1/2 inch Fits double oversize, triple oversize	5

SELF TAPPING OVERSIZE OIL PAN PLUG WITH DRAIN HOLE

NO NEED TO REMOVE ONCE INSTALLED.

Fits stripped 1/2 in. threads in oil pan. Fits American Motors, General Motors, Chrysler and Ford products through 1981 with 1/2 in. pan plugs. Complete with fiber gasket.

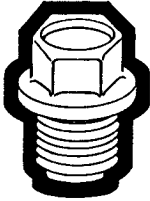


Description		
OP38	1/2 in.-20 thread single oversize plug	5
OP39	1/2 in.-20 thread double oversize plug	5

Metric Oil Pan Drain Plugs & Gaskets

(See application chart on page 78)

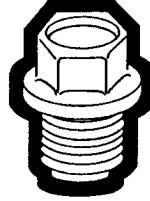
METRIC OIL PAN DRAIN PLUGS WITH NYLON GASKETS



Part No.	Size	Std. Pckg. Quantity
MP12	12mmx1.25	5
MP12G	12mmx1.75	5
MP12GT≠	12mmx1.75	5
MP14	14mmx1.50	5
MP14S*	14mmx1.50	5
MP16	16mmx1.50	5
MP18	18MMx1.50	5
MP20	20mmx1.50	5
MP22	22mmx1.50	5

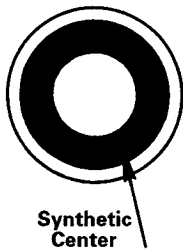
≠ w/ magnetic tip
* w/ 11 mm short body

METRIC OIL PAN DRAIN PLUGS WITH FIBER GASKETS



Part No.	Size	Std. Pckg. Quantity
MP12F	12mmx1.25	5
MP12GF	12mmx1.75	5
MP12GTF≠	12mmx1.75	5
MP14F	14mmx1.50	5
MP14SF*	14mmx1.50	5
MP16F	16mmx1.50	5
MP18F	18MMx1.50	5
MP20F	20mmx1.50	5
MP22F	22mmx1.50	5

≠ w/ magnetic tip
* w/ 11 mm short body



SPECIALTY GASKET

One piece metal gasket and synthetic rubber equivalent O-Ring center.

Part No.	Size	Std. Pckg. Quantity
RMG12*	12mm	10
RMG14	14mm	10

*may also be used to replace FG1, FG52, GN1.

METRIC OIL PAN DRAIN PLUG GASKETS

FIBER

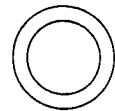
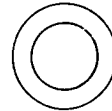
NYLON

NON BESTOS
(Asbestos replacement)

COPPER FLAT

COPPER CRUSH

ALUMINUM



Part No.	Size	Part No.	Part No.	Part No.	Part No.	Part No.	Part No.
MP12	12mm	FMG12	MG12	BMG12	CMG12	KMG12	AMG12
MP12G	12mm	FMG12G	MG12G	BMG12G	CMG12G	KMG12G	AMG12G
MP12GT≠	12mm	FMG12G	MG12G	BMG12G	CMG12G	KMG12G	AMG12G
MP14	14mm	FMG14	MG14	BMG14	CMG14	KMG14	AMG14
MP14S*	14mm	FMG14	MG14	BMG14	CMG14	KMG14	AMG14
MP16	16mm	FMG16	MG16	BMG16	CMG16	KMG16	AMG16
MP18	18mm	FMG18	MG18	BMG18	CMG18	KMG18	AMG18
MP20	20mm	FMG20	MG20	BMG20	CMG20	KMG20	AMG20
MP22	22mm	FMG22	MG22	BMG22	CMG22	KMG22	AMG22
Standard Package Quantity		25	25	25	25	25	25

≠w/ magnetic strip
*w/ 11mm short body

See oil pan plugs and gaskets on pages 5, 6, 76, 78

Oil Pan Drain Plugs Application Chart

Make	Year	Model	Part No.
Acura	1986-91	Integra/Legend	MP14
AMC	1979-83 1983-86	All except 4 cyl. eng. All w/ 4 cyl. eng.	OP52 MP14
Audi	1980-90	All except V8	MP14
BMW	1980-91	All with 22mm plug	MP22
Buick	1959-75 1976-91 1976-91 1985-91	All All w/ 12mm plug All w/ 1/2-20 plug All w/ 85mm plug	OP5 MP12G OP52 OP56
Cadillac	1981-66 1988-82 1990-82	All Cimarron w/ 1/2-20 plug All except Cimarron w/ 1/2-20 plug	OP5 OP52 MP12G
Chevrolet	1981-62 1982-91 1982-91 1982-91	except w/ 151 CID All w/ 12mm plug All w/ 1/2-20 plug All w/ 85mm plug	OP5 MP12G OP52 OP56
Chrysler Products	1982-87 1982-87 1982-91 1983-86 1984-66 1985-89 1986-91 1988-91 1990-91	All 2.6 LTR w/ 18mm plug All 2.6 LTR w/ 14mm plug All 2.2 LTR All 1.6 LTR All w/ 8 cyl. All 2.5 LTR All 3.0 LTR-V6 eng. All 3.3 & 3.8 LTR	MP18 MP14 OP52 MP20 OP52 OP52 OP52 MP14 OP52
Ford Lincoln Mercury	1965-91 1965-91	All w/ 14mm plug All w/ 1/2-20 plug	MP14 OP52
Geo	1985-90	Metro, Storm, Tracker	MP14
Honda	1972-82 1983-90	All All	MP20 MP14
Hyundai	1986-90	All	MP14
Isuzu	1981-89	All	MP14
Jeep	1962-90 1962-90	All w/ 1/2-20 plug All w/ 12mm plug	OP52 MP12G

Make	Year	Model	Part No.
Lexus	1989-91	ES250/LS4	MP12
Mazda	1984-90 1986-90	except 323 Turbo Minivan, Truck	MP14 MP14
Mercedes	1984-91	All w/ 14mm plug	MP14
Mitsubishi	1983-90	All	MP14
Nissan	1981-89 1981-89 1983-88 1984-89 1986-89	Sentra, Gas 310 & 310-6GX Pulsar & NX 300ZX Stanza	MP12 MP12 MP12 MP12 MP12
Oldsmobile	1961-78 1979-91 1979-91 1987-91	All All w/ 12mm plug All w/ 1/2-20 plug All w/ 85mm plug	OP5 MP12G OP52 OP56
Peugot	1980-86 1987-90	505 Gas 505 Gas	MP20 MP16
Pontiac	1935-78 1979-91 1979-91 1985-91	All All w/ 12mm plug All w/ 1/2-20 plug All w/ 85mm plug	OP5 MP12G OP52 OP56
Renault	1976-79 1980-87	LeCar All	MP18 MP16
Saab	1978-90 1983-90	900 9000	MP14 MP14
Subaru	1974-90	All	MP20
Suzuki	1986-90	Samuri	MP14
Toyota	1980-91 1980-91	w/ 12mm plug w/ 18mm plug	MP12 MP18
Volkswagon	1974-84	except Beetle	MP14
Volvo	1971-89 1971-89 1980-89	All 6 cyl. (w/out Diesel) All 4 cyl. (w/out Diesel) All w/ Diesel	MP16 OP8 MP18

See oil pan plugs and gaskets on pages 5, 6, 76-7

Hydraulic Brake Line in Coils



320

A pressure resistant steel tube offering a more economical means of installing many hydraulic systems in automotive and truck applications. Its superior strength makes it readily adaptable to the many applications requiring leak-proof pressure resistant systems is tin coated and seamless. Meets all S.A.E. and manufacturers requirements.

Part No.	O.D. Tube	Wall THK.	Feet Per Coil
320-3	3/16	.028	25
320-4	1/4	.028	25
320-5	5/16	.028	25
320-6	3/8	.028	25

See brake lines and fittings on pages 79-80

Hydraulic Brake Line Fittings

ADAPTERS - To connect standard steel line to different part size.

INVERTED SEAT TO INVERTED MALE ADAPTER



210

Part No.	O.D. Tube	Male Inv. Size	Std. Pckg. Quantity
*210-34	3/16	1/4	10
*210-35	3/16	5/16	10
210-43	1/4	3/16	10
*210-45	1/4	5/16	10
210-54	5/16	1/4	10
*210-56	5/16	3/8	10
*210-65	3/8	5/16	10

UNION - To join together two lines of the same thread size.

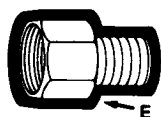


300

BRAKE LINE UNIONS (Domestic Cars)

Part No.	O.D. Tube	Std. Pckg. Quantity
*300-3	3/16	5
*300-4	1/4	5
*300-5	5/16	5
*300-6	3/8	5

SPECIAL ADAPTER WITH SEALING FACE E



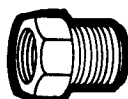
211

	Male Thread Size		
211-38	3/16	1/2-20	5
211-47	1/4	7/16-24	5
211-48	1/4	1/2-20	5
211-58	5/16	1/2-20	5

METRIC CONVERSION ADAPTERS

	Male Metric Thread Size	Female Inv. Size	
Converts inverted thread/standard flare to metric thread/bubble flare.			
301-10	10x1.0mm	3/16	5
Converts metric thread/standard flare to metric thread/bubble flare.			
301-11	11x1.5mm	3/16	5
301-12	12x1.0mm	3/16	5
301-13	13x1.5mm	3/16	5

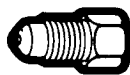
SPECIAL ADAPTER WITH INVERTED SEAT



212

	Male Thread Size	
212-39	3/16	9/16-18
212-3920	3/16	9/16-20
*212-38	3/16 (9/16-18)	1/2-20
*212-3918	3/16 (1/2-20)	9/16-18
212-49	1/4	9/16-18

*Standard Package Quantity: 5 per box



301

METRIC CONVERSION ADAPTER

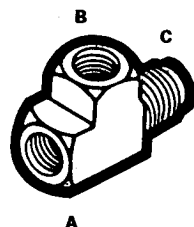
Converts inverted thread/standard flare to metric thread/bubble flare.

	Metric Thread Size	O.D. Tube	
302-10	10x1.0mm	3/16	5



302

METRIC TRAILER BRAKE TEE



	Inv. Seat A	Inv. Seat B	Male Thread C	Std. Pckg. Quantity
295	3/16" (12x1.0mm thread)	3/16" (3/8-24 thread)	3/16" (12x1.0mm thread)	5
296	3/16" (10x1.0mm thread)	3/16" (3/8-24 thread)	3/16" (10x1.0mm thread)	5
297	3/16" ISO (10x1.0mm thread)	3/16" (3/8-24 thread)	3/16" ISO (10x1.0mm thread)	5
299	3/16" (13x1.5mm thread)	3/16" (3/8-24 thread)	3/16" (13x1.5mm thread)	5

METRIC UNION (with Standard Flare)



308

	Metric Thread Size		
308-10	10x1.0mm	3/16	5

METRIC BRAKE LINE UNIONS (Foreign Cars)



309

	Thread Size	Application	
*309-6	3/8-24	U.S. Thread Bubble Flare	5
*309-10	10x1.0mm	Metric Thread Bubble Flare	5

See brake line fittings on pages 4, 9

*To order these items individually bagged for use with floor merchandisers, use suffix "P" - i.e.: 210-34 bagged order 210-34P

See brake line tubing and brake lines on pages 78, 80

Hydraulic Brake Lines

CORONET BRAKE LINE SPECIFICATIONS

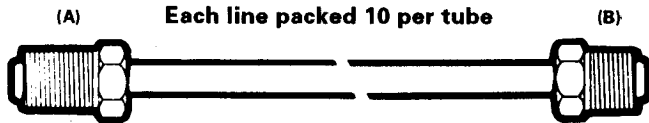
Brake line specifications meet or exceed S.A.E. and manufacturers specifications. All lines are supplied double-flared at each end with S.A.E. specified male inverted flare fittings attached. Armored brake lines have wire spring coils around 1/3 of brake line giving added protection against salt, abrasion, and other hazards. All 3/16 in. O.D. and 1/4 in. O.D. brake lines, including the Armored brake lines, have an extra long nut on one end to seat in late model deep-seated wheel cylinders. Annealing process makes Coronet brake lines easy to bend without kinking the tubing or restricting the flow or brake fluid. A section of each brake line is color-coded for easy product identification. Lines are shipped in heavy-duty cardboard tubes. Each tube has a color coded label that matches to color coded plastic tubes in floor merchandiser.

DOMESTIC HYDRAULIC BRAKE LINES



Size Color	3/16 O.D. Yellow	1/4 O.D. Green	5/16 O.D. Orange	3/8 O.D. Tan
Length	Part No.	Part No.	Part No.	Part No.
8	HL3008	HL4008	HL5008	HL6008
12	HL3012	HL4012	HL5012	HL6012
20	HL3020	HL4020	HL5020	HL6020
30	HL3030	HL4030	HL5030	HL6030
40	HL3040	HL4040	HL5040	HL6040
51	HL3051	HL4051	HL5051	HL6051
60	HL3060	HL4060	HL5060	HL6060
72	HL3072	HL4072	HL5072	HL6072
	Packed 10 per tube	Packed 10 per tube	Packed 5 per tube	Packed 5 per tube

DOMESTIC ADAPTER BRAKE LINES

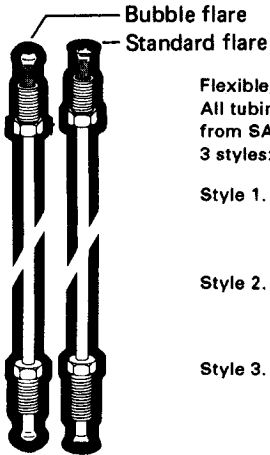


Each line packed 10 per tube

3/16 & 1/4 brake lines to fit larger than standard openings, without using adapter fittings.

Part No.	A-End		B-End	
	Inv. Nut Size	Length	Thread Size	Color
HL3D048	3/16	8 inches	1/4 INV	Red
HL3G058	3/16	8 inches	5/16 INV	Green
HL3K058	3/16	8 inches	5/16 INV	Black
HL3L108	3/16	8 inches	5/8 SAE	Olive
HL4B78	1/4	8 inches	7/16 SAE	Brass
HL4S058	1/4	8 inches	5/16 SAE	Silver
HL4UI08	1/4	8 inches	5/8 SAE	Blue

BRAKE LINES FOR FOREIGN CARS



Flexible, non-kinking, fusion weld, steel tubing. All tubing 3/16 in. O.D. (4.762 mm). Fabricated from SAE approved J527 tubing. Available in 3 styles:

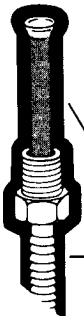
Style 1. Metric threads—bubble flare:
Bubble flare, metric nuts with 10 mm x 1.0 thread.

Style 2. U.S. threads—bubble flare:
Bubble flare, standard inverted nuts with 3/8-24 thread.

Style 3. Metric threads—standard flare:
45° double inverted flare, metric nuts with 10 mm x 1.0 threads.

Style Color	1	2	3
	Blue	Red	Purple
Length	Metric Thread Bubble Flare	U.S. Thread Bubble Flare	Metric Thread Standard Flare
8	HL3108	HL3208	HL3308
12	HL3112	HL3212	HL3312
20	HL3120	HL3220	HL3320
30	HL3130	HL3230	HL3330
40	HL3140	HL3240	HL3340
51	HL3151	HL3251	HL3351
60	HL3160	HL3260	HL3360
84	HL3184		
Lines per tube	10	10	10

ARMORED BRAKE LINES



Armored brake lines meet all rigid quality specifications as other coronet brake lines. The addition of wire spring coils around brake line gives added protection against salt, abrasion and other hazards. Armored coils cover 1/3 of brake line.

Color coded for easy identification.
Wire spring coils protect tubing.

Size Color	3/16 O.D. Blue	1/4 O.D. Red
Length	Part No.	Part No.
8	HLA3008	HLA4008
12	HLA3012	HLA4012
20	HLA3020	HLA4020
30	HLA3030	HLA4030
40	HLA3040	HLA4040
51	HLA3051	HLA4051
60	HLA3060	HLA4060
	Packed 5 per tube	Packed 5 per tube

See brake line fittings on pages 4, 9, 79

80 See brake line tubing on page 78